
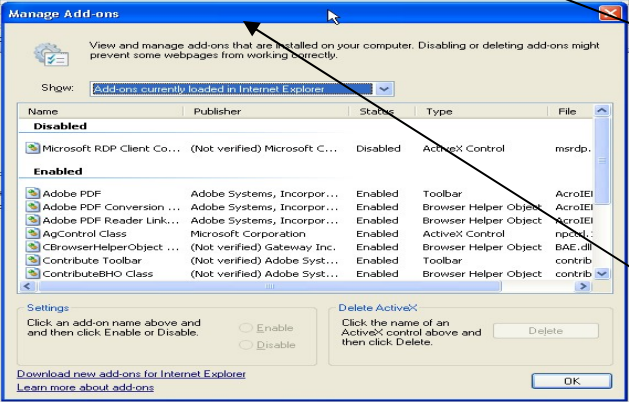
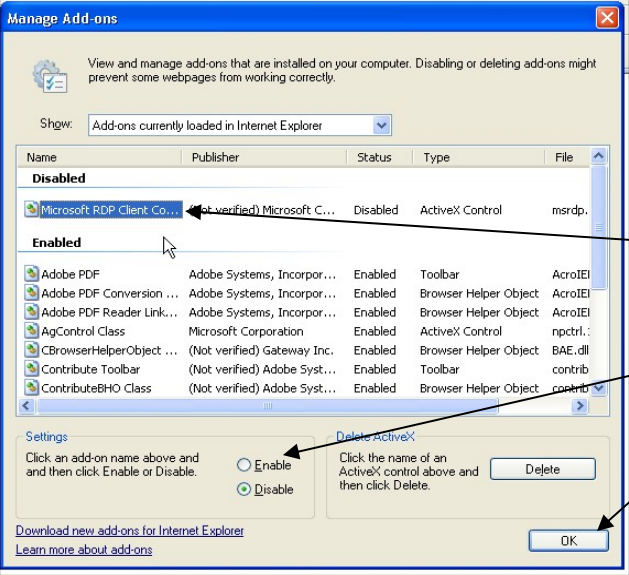
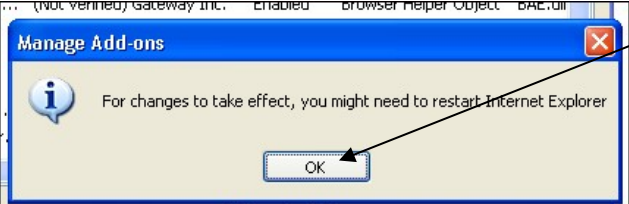
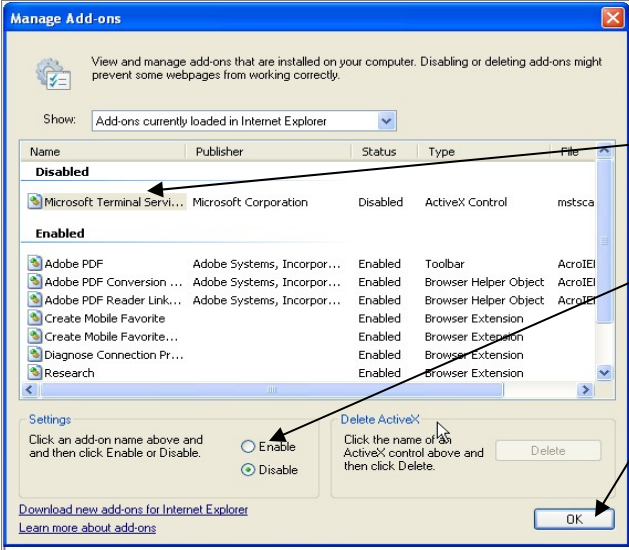


Genesis Access Through Remote Desktop Connection 7.0 (Windows XP SP#3)

Steps	Screen Displayed	Procedures
<p>1</p>	 	<p>The Windows XP Service Pack #3 updates the Remote Desktop Connection and Microsoft Terminal Services will cause your GENESIS users to not have access to Genesis.</p> <p>When the user clicks on their Genesis Shortcut, the message appears:</p> <p>“Remote Desktop Web Connection Active X could not be installed.”</p> <ul style="list-style-type: none"> • Click OK button • Double Click Tool Icon in bottom of Internet Explorer Window <i>OR</i> • Click Tools > Manage Add-ons > Enable or Disable Add-ons <p>Manage Add Ons Window appears</p>
<p>2</p>	 	<ul style="list-style-type: none"> • Click to highlight Microsoft RDP Client • Click Enable button • Click OK button <p>Click OK button</p> <ul style="list-style-type: none"> • Close Internet Explorer • Double Click your Genesis Icon

Genesis Access Through Remote Desktop Connection 7.0 (Windows XP SP#3)

Steps	Screen Displayed	Procedures
		<ul style="list-style-type: none"> • Click to highlight Microsoft Terminal Services • Click Enable button • Click OK button • Click OK button • Close Internet Explorer <p><i>Double Click your Genesis Icon</i></p>
	