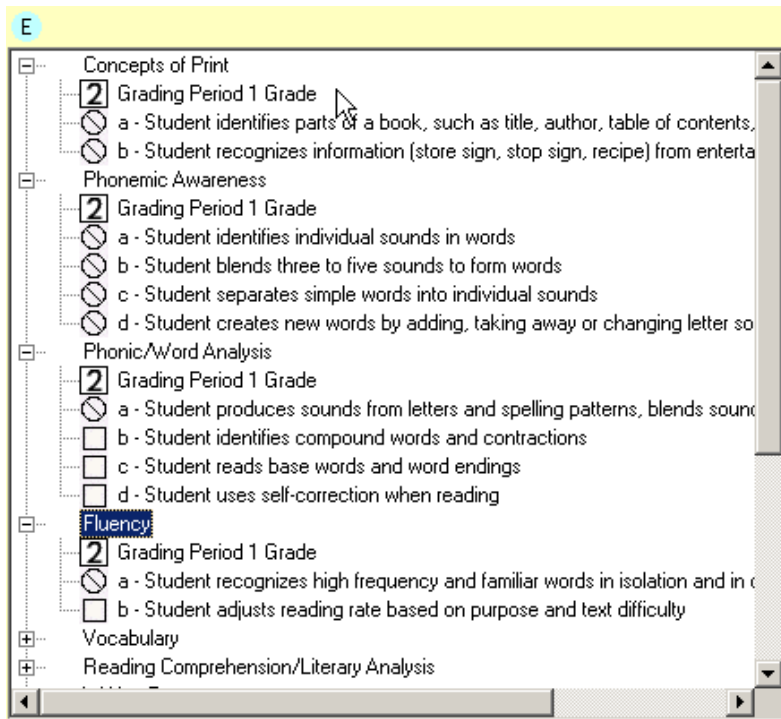


EleGrade changes for version 15.0.1

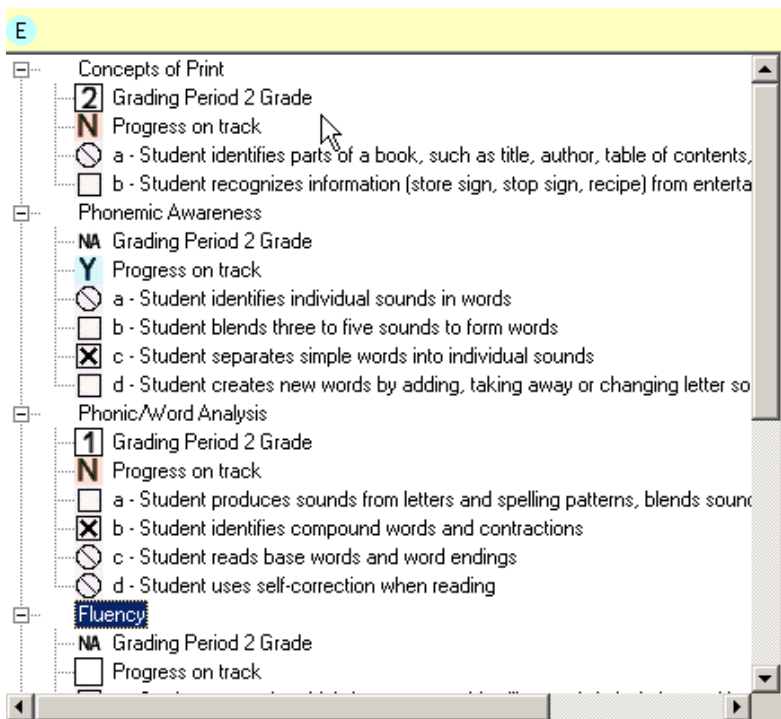
There are many changes in this version of EleGrade. There were many problems that needed correcting during the first run of EleGrade with the SBAR modules during Grading Period One. These issues have been corrected, if you still experience problems with EleGrade please email Marie Moore in Information Services. Many teachers were frustrated with EleGrade during the First Grading Period; this new version should relieve those frustrations, although some things have changed and are noted in this document.

Changes to the Standards Based Achievement Report data entry

For Grading Period 1: There is not a “Progress On Track” node for SBAR grades. It is not appropriate to mark “On Track” for the first Grading Period.



For Grading Period 2 and beyond: There is the “Progress On Track” node for SBAR grades.



Changes to the way Grade Level is Selected.

In the previous version you had to double-click the row selector to select a student in the grade level you wanted to change to.

		Group - Math											Subject - Mather					
Student Name	Student ID	Cumulative Average (%)	8/18/2008 Timed mult. test	8/22/2008 Work 8/18-22	8/29/2008 Work 8/25-29	9/2/2008 Aug. shape bait	9/5/2008 Work 9/2-5	9/5/2008 P. value/md test	9/12/2008 Work 9/8-12	9/16/2008 Add/subt. Test	9/19/2008 Work 9/15-19	9/25/2008 Mult. Test	9/26/2008 Work 9/22-26	9/29/2008 FCAT p. 28-30	9/30/2008 Sept. Shape Bait	10/1/2008 Chapter 1 Test	10/1/2008 Ch. 1 Vocab. Test	10/3/2008 Work 9/29-10/3
Sample Student		58	33	80	77	0	53	60	70	80	75	47	33	40	12	61	80	77
Sample Student		55	100	100	85	0	53	64	16	80	42	33	45	50	12	35	30	84
Sample Student		69	48	100	85	100	90	52	85	53	90	73	96	70	56	65	80	92
Sample Student		78	62	80	77	100	70	84	72	93	90	87	96	30	44	78	70	97
Sample Student		83	95	90	80	0	56	80	85	87	95	87	71	80	92	70	100	83
Sample Student		83	94	45	87	0	83	60	60	100	95	87	100	60	68	87	100	98
Sample Student		58	77	85	80	0	80	56	57	67	87	80	100	60	16	17	40	73
Sample Student		80	99	90	85	0	50	56	85	93	85	80	75	80	96	70	100	80
Sample Student		90	87	90	90	100	86	92	87	93	95	93	91	50	96	83	100	83
Sample Student		78	61	85	62	100	73	84	37	87	72	73	53	60	84	78	100	78
Sample Student		72	68	100	92	100	86	56	87	60	72	80	100	70	28	43	100	99
Sample Student		81	99	45	92	0	50	88	90	80	87	80	90	50	96	70	100	76

In the new version, instead of double clicking, just hold down the <SHIFT> key and single left click the gray square (row selector) to the left of the student's name.

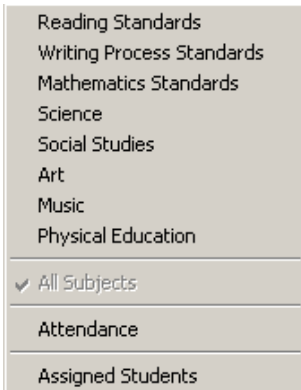
		Group - Math											Subject - Mather					
Student Name	Student ID	Cumulative Average (%)	8/18/2008 Timed mult. test	8/22/2008 Work 8/18-22	8/29/2008 Work 8/25-29	9/2/2008 Aug. shape bait	9/5/2008 Work 9/2-5	9/5/2008 P. value/md test	9/12/2008 Work 9/8-12	9/16/2008 Add/subt. Test	9/19/2008 Work 9/15-19	9/25/2008 Mult. Test	9/26/2008 Work 9/22-26	9/29/2008 FCAT p. 28-30	9/30/2008 Sept. Shape Bait	10/1/2008 Chapter 1 Test	10/1/2008 Ch. 1 Vocab. Test	10/3/2008 Work 9/29-10/3
Sample Student		58	33	80	77	0	53	60	70	80	75	47	33	40	12	61	80	77
Sample Student		55	100	100	85	0	53	64	16	80	42	33	45	50	12	35	30	84
Sample Student		69	48	100	85	100	90	52	85	53	90	73	96	70	56	65	80	92
Sample Student		78	62	80	77	100	70	84	72	93	90	87	96	30	44	78	70	97
Sample Student		83	95	90	80	0	56	80	85	87	95	87	71	80	92	70	100	83
Sample Student		83	94	45	87	0	83	60	60	100	95	87	100	60	68	87	100	98
Sample Student		58	77	85	80	0	80	56	57	67	87	80	100	60	16	17	40	73
Sample Student		80	99	90	85	0	50	56	85	93	85	80	75	80	96	70	100	80
Sample Student		90	87	90	90	100	86	92	87	93	95	93	91	50	96	83	100	83
Sample Student		78	61	85	62	100	73	84	37	87	72	73	53	60	84	78	100	78
Sample Student		72	68	100	92	100	86	56	87	60	72	80	100	70	28	43	100	99
Sample Student		81	99	45	92	0	50	88	90	80	87	80	90	50	96	70	100	76

Change Grade Level

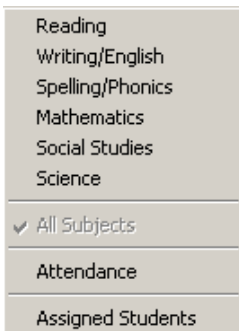
Change Grade Level from: 01
To: 02

Loading Subjects for mixed grade level classes.

When the teacher has SBAR and non-SBAR students, the Load menu in EleGrade would always show the SBAR subjects



Now, after selecting a student in a non-SBAR grade level, the menu shows the Standard Subjects.



Subject display in classes of mixed grade levels (SBAR and non-SBAR)

When the default grade level is an SBAR grade level the Lesson Items are displayed in order by Grade Level and Subject (when displaying All Subjects) in the correct colors for SBAR. Right Click somewhere in the Lesson items group to see the color legend for the selected mode (SBAR or non-SBAR) see the screen captures at bottom of page.

10/16/2008 Spelling Bee
10/16/2008 Book Report
10/16/2008 Fractions
10/28/2008 Math Davies
10/28/2008 Fractions Davies
10/16/2008 Birds and Bees
10/16/2008 The Deep South
9/25/2008 A-Z vocab
9/26/2008 HF Words
9/26/2008 A-Z Comp Test
9/19/2008 Spelling Test
9/19/2008 Consonat Digraphs
9/26/2008 Spelling Test
9/18/2008 Spelling Bee
9/18/2008 My Fractions
9/18/2008 Socialism
9/18/2008 Fish

After changing the default grade level to a non-SBAR grade level and selecting All Subjects the display will contain all the non-SBAR Lesson Items in the correct color for non-SBAR and the SBAR Lesson Items but the SBAR ones will have a white background.

10/16/2008 Spelling Bee	9	9	9	10	9	8	9													
10/16/2008 Book Report	9	9	9			9	8													
10/16/2008 Fractions	9	9	9			8	9													
10/28/2008 Math Davies																				
10/28/2008 Fractions Davies																				
10/16/2008 Birds and Bees																				
10/16/2008 The Deep South																				
9/25/2008 A-Z vocab								4												
9/26/2008 HF Words								5												
9/26/2008 A-Z Comp Test								5												
9/19/2008 Spelling Test								100												
9/19/2008 Consonat Digraphs								12												
9/26/2008 Spelling Test								100												
9/18/2008 Spelling Bee								15												
9/18/2008 My Fractions								9												
9/18/2008 Socialism								9												
9/18/2008 Fish								8												

Subject legends for SBAR and non-SBAR Subjects

non-SBAR Subjects Legend	SBAR Subject Groups Legend
<p>non-SBAR Subject Legend</p> <ul style="list-style-type: none"> Reading Writing/English Spelling/Phonics Mathematics Social Studies Science 	<p>SBAR Subject Legend</p> <ul style="list-style-type: none"> SBAR Reading Standards SBAR Writing Standards SBAR Mathematics Standards SBAR Science Standards SBAR Social Studies Standards SBAR Art Standards SBAR Music Standards SBAR Physical Ed. Standards Non-SBAR Grading Item

If you load only one non-SBAR subject, it loads only the non-SBAR subject Lesson Items and not the comparable SBAR Lesson Items.

8/25/2008 A-Z Vocab	8/26/2008 HF 10words	8/26/2008 A-Z Comp Test
4	5	5

Individual Subject (non-SBAR or SBAR) will display when an individual Subject is selected but both non-SBAR and SBAR subject will display when All Subjects are selected.

Most of the other changes are corrections to errors or problems.

Lesson Item display has been corrected on the SBAR Grade screen.

The SBAR report for all students (Reports/Grade Summary Report/SBAR All Grading Periods) now displays the miscellaneous data at the top of the page for each student (Comment Codes, etc) for all students instead of only the first student.

GP2 Difficulty meeting promotion requirements

Teacher Comments

No Teacher/Parent Conference requests

GP1 - 12

GP2 Reading BelowLevel

GP2 - 04 08 07 06

Corrected the "Overflow Error" on SBAR screen when the <Save> button is clicked.

Corrected the "Subscript out of range" error on the Withdrawn Student Report.

Took Grade Level off the View/Edit Lesson Items form for non-SBAR teachers with only one grade level in their class. The column headers on the View/Edit form can be clicked and the data contents will sort on the column clicked. If only one subject is Loaded, the "View/Edit Lesson Item" screen now displays the Lesson Items only for the one, selected subject. If an SBAR Grade Level is selected, then it displays SBAR and non-SBAR Lesson Items for the one subject, if a non-SBAR Grade Level is selected then it displays only the non-SBAR Lesson Items. If All Subjects are selected, it will display all grading items regardless of being SBAR or non-SBAR. The <Report> button on the "View/Edit Lesson Items" screen will reflect the above changes. The sort of the report is on grade level (printed next to the subject) should make it easier to read. The Lesson Items Report accessed from the program menu, "Reports/Lesson Items Report", will always show all Lesson Items.

The Interim Report was completely reworked for non-SBAR students in a class with SBAR students.

Added support for Unexcused Tardy - attendance code (X) and updated EleGrade Help with the new attendance code.

Removed "Invalid Phone Number" message when the student's phone number in Genesis does not contain 10 digits. Genesis demographics screen should not allow this.

Added SBAR teachers to Post Check in Admin Viewer. Currently, for Valleyview, this will only show accurate data for calendar 3, Red Track, all other calendars will show that the teacher has not posted their grades. This will take more time to correct.

Added a "Not Confirmed" button on Admin Viewer that will display the dates for each teacher at the school who have not confirmed their attendance.

When a homeroom teacher deletes an SBAR Student Assignment, the SBAR benchmarks now appear on the homeroom teacher's Lesson Item, previously the Lesson Item came back to the homeroom teacher but there were no SBAR benchmarks linked to it.

The Grades Report now reports all grades and is available for all teachers: homeroom, assigned and SBAR (daily grades). If the teacher has assigned SBAR students then the subjects in the Grades Report for those students will be in alphabetical order. Unassigned SBAR students or non-SBAR students will have the Subject order as it appears on the report card.