

Secondary Station Descriptions

- Independent Reading: Students select books of interest and read quietly and by themselves. This can be on their lexile level or not, but it is student selected. Isn't it time students read for enjoyment? Part of why students "hate to read" is because they "never" get to pick their own book... well, now you are giving them that opportunity. Let's turn them back on to books!
- Literature Circles: Books are assigned or ideally, chosen by a small group of students to read and discuss together. This needs to be modeled by the teacher prior to implementation. They can be off topic completely, or tie into what your whole group is reading.
- Word Work: This is the vocabulary station. Vocabulary that is important to the unit you are on makes this center relevant for the students as they grasp those difficult vocabulary words.
- Fluency: Passages are timed by students to build their fluency level. Pairs are recommended for this station, so one can time and one can read aloud. Don't forget the timers!
- Writing: In this station, writers can practice the structure of writing, can respond to a prompt, or even write a creative story. This is a very flexible station based on the needs of each of your classes.
- Real World Reading: Newspapers, movie schedules, driver license manuals, menus... all the things one reads in real life. This center is designed with questions pertaining to the above mentioned materials.
- Real World Writing: Students can practice filling out job applications, medical "check in" forms, college applications, etc.
- Strategy of the Week: What is the strategy you really want your students to learn this week? Here is your opportunity to advance that skill for each and every one of your students! Or, based on your group divisions, differentiate based on the need of each group!
- Listening Station: Books on tape, vowel sounds, poetry, music lyrics- the options are endless. You can use a tape player, CD, or even the computer for your students to experience some of the greats read their favorite stories to them. Great for fluency, intonation, pacing, etc.
- Creation Station: Your students will love the opportunity to create a project related to their reading! So many students miss out on this upon graduating elementary school, but just love this activity! Most Teacher

Editions offer suggestions related to the unit- just copy it and go! Or, create your own art activity for each student. It can be as easy as a book jacket!

- **Skill Station:** While not the favorite of many students, a necessary part of each unit is the particular skill to be mastered. Here, grammar, strategies (inference, author's purpose, etc) can be stressed for mastery.
- **Guided Reading:** This is the "Teacher Station". Students receive time with you based on the needs of the group. This is where you can truly differentiate your class! These students do not necessarily have to travel together all period, but know when they come to you for their group. Also, this group can change as the needs of the students change. This allows you to always know where each of your students stand.
- **Computer Station:** There are so many available reading programs for the computer! Pick your favorite (and of course one that has proven results!) and set your students up to rotate through it.
- **Game Station:** Who doesn't love Scrabble, Memory, Chess, or Boggle? Do you have some more favorite? Students will love playing these learning games and not even realize they are learning! Pretty tricky of you!!!...
- **Content Area Connections:** What is happening in Science, Math, Social Studies, or English? Here you can work with (and trust us, the content area teacher will LOVE you!) the content area teacher and enhance their units with material that will scaffold the students learning, thus making them successful all around. Don't miss this opportunity to enrich the students, and watch the content area teachers jump with joy!
- **Visualization Station:** In this station, students are given the opportunity to think about, visualize, infer, interpret and respond to a variety of text, pictures, music, etc. It is always fun to see how differently your students will feel about the same media presented to each of them.
- **Readers Theater:** Calling all drama kings and queens! Students have a ton of fun reading plays, acting them out, and performing them for their peers. Or, let them create their own plays based on their literature circles! Of course the writing of these plays would happen in the writing station!
- **Making Connections:** Why do I care about reading at all??? Ever hear that one? Well now is your opportunity to show students the print rich environment in which we live. How do the tests they take, the books they

read, or even your class prepare them for the real world? Help them discover why they need to succeed to be successful, contributing adults.

- **Assessment Acclimation:** FCAT, SAT, ACT, FORF, PLAN, CELLA, classroom tests, computer tests, OH MY!!! Teach the students to be successful test takers no matter what the test is! Reading directions, eliminating bad answers, selective underlining- what are the strategies you think they need to know? Don't just tell them, let them practice them.
- **Poetry Response:** As we all know, poetry shows up on just about every standardized test. But what about just reading poetry for enjoyment? Find the writers (and don't forget those amazing music lyrics) that your students love. Let them tell you how it makes them feel, why they like or dislike it, how they would make it better, or even draw what comes to their mind.

Secondary Station Identifiers (masters)

Independent Reading



Literature Circle





Word Work



WORDS



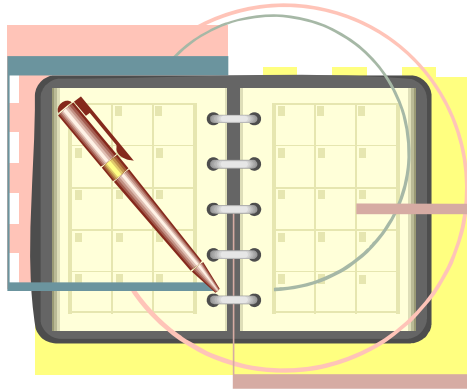
Fluency



Writing




Real World Reading




Real World Writing



Strategy of the Week




Listening Station



Creation Station



Skill Station



Guided Reading




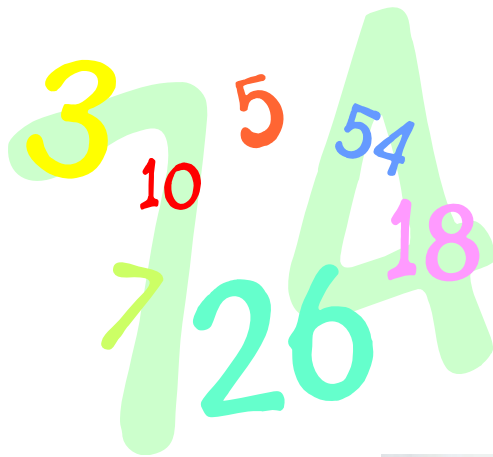
Computer Station



Game Station



Content Area Connections




Visualization Station


(Interpret & Respond)



Readers Theater




Making Connections





Assessment Acclimation



Poetry Response

