

"Made to Order"



For further information contact

Andrea White Borden

Kathleen Elementary
3515 Sherertz Road
Lakeland, FL 33810
Route A
863-853-6030
andrea.borden@polk-fl.net



2005-2006 IDEA CATALOG OF EXCELLENCE

PROGRAM OVERVIEW

These activities are used to teach ordinal numbers, they help increase fluency through predictable patterns and are also a great way to incorporate social studies skills.

The first activity in this program integrates the need to include technology in our classroom through the use of PowerPoint. Digital photos are used to create a PowerPoint slide show. When my students come to school the first week, I assign them a number 1-25. This is how they line up and we take care of other procedural tasks this way. Each student works cooperatively with me to complete a slide. I enjoy showing this presentation during OPEN HOUSE. It also helps me to get to know my students and the students get to know each other during this process.

As the year progress, I read many books that have ordinal numbers such as Five Little Pumpkins, Five Little Monkeys, etc. and we make our own mini-books, class books and charts.

OVERALL VALUE

This is an excellent way to get struggling readers to get interested in reading. It is interesting to them for the following reasons...

- the books and presentations are seasonal,
- they helped make them and
- they are sometimes about them.

This program would be great to adapt because there are many teachers who would love the opportunity to add the materials such as the software and digital camera to the classroom. Now that we are all involved in Technology Training we are all ready to begin including our kids in various ways to incorporate technology into our kid's educational journey.

Finally, since our time is so limited it also was a great way to include the seasonal "Fun" themes that the children enjoy without wasting class time with just busy work.

LESSON PLAN TITLES

- 1 Line Order PowerPoint
- 2 Five Fat Turkeys
- 3 The Fourteen Days of Valentines

MATERIALS

Materials for each lesson are listed with each lesson plan. Overall materials budget including pricing and vendors follows the lesson plans.

ABOUT THE DEVELOPER

Andrea Borden is a first grade teacher at Kathleen Elementary. She has been teaching in primary grades for nine years in both Kindergarten and First Grades.

She received her Bachelors in Education at Florida Atlantic University in 1992.



“Made to Order” Andrea Borden



LESSON PLAN No 1: Line Order PowerPoint



SUBJECTS COVERED

Reading, Math, Social Studies, Technology

GRADES

First

OBJECTIVES

- To establish the classroom rules, expectations and line order.
- To get to know the students in our class at the beginning of the year.
- To introduce ordinal numbers to 25.
- To introduce the use of technology through the use of PowerPoint

SUNSHINE STATE STANDARDS

LA.A.1.1.3: develops vocabulary by listening to and discussing both familiar and conceptually challenging selections read aloud.

LA.A.2.1.2: selects material to read for pleasure (for example, favorite books and stories).

LA.B.1.1.1: generates ideas before writing on self-selected topics and assigned tasks (for example, brainstorming, observing surroundings, reading texts, discussion with peer). focuses on a central idea

MA.A.1.1.1 uses ordinal numbers 1st - 10th or higher.

MA.A.1.1.2 uses language such as before or after to describe relative position in a sequence of whole numbers on a number line up to 10 or more compares and orders whole numbers to 100 or more using concrete materials, drawings, number lines, and symbols

SS.C.2.1.1 understands some basic civic values (for example, fair play, good sportsmanship, individual responsibility) listens to, views, and discusses stories, poems, and other media about qualities of a good citizen.

MATERIALS (PER GROUP)

- Computer
- paper
- pencils
- digital camera or scanner
- Scholastic Keys (Kid friendly software that has a k-5 version of PowerPoint)

DIRECTIONS

When students come to school the first week, each child is given a number 1-25. We discuss the words used when we put things in order. (First, Second, Third...) This is how they line up and we take care of other procedural tasks this way (such as turning in paper, filing papers in portfolios and in their “Mailboxes”) Then a photograph is taken of each child. A copy of the photograph is printed and then the student writes about him/herself and how he or she is a good citizen. They will need to include 1 rule that will be necessary to have at school.

The teacher will work together with each student to make a slide featuring each child in a class PowerPoint slide. A story is written using the format of “25 students in Mrs. _____’s class. The first one said” The students tell the teacher the rule that they came up with and 1 thing about themselves that help make them a good citizen. (see example)

When all the students have a completed slide, then the PowerPoint slide show is available for the students to view during centers.

EVALUATION/ASSESSMENT

Writing rubric for autobiography

ADDL INFORMATION

Technology Standards from ISTE International Society for Technology in Education

- Students develop positive attitudes toward technology uses that support lifelong learning, collaboration, personal pursuits, and productivity.
- Students use technology tools to enhance learning, increase productivity, and promote creativity.
- Students use productivity tools to collaborate in constructing technology-enhanced models, prepare publications, and produce other creative works.
- Students use a variety of media and formats to communicate information and ideas effectively to multiple audiences.

“Made to Order” Andrea Borden

LESSON PLAN No 1: Line Order PowerPoint



My line number is # _____

My name is _____

I am a good citizen because _____

My school rule is _____

“Made to Order” Andrea Borden



LESSON PLAN No 2: Five Fat Turkeys



SUBJECTS COVERED

Reading, Math, Social Studies

GRADES

First

OBJECTIVES

- To create a thematic mini-book.
- To learn new vocabulary words that pertain to the Thanksgiving theme.
- To increase fluency by reading mini book together and independently.
- To sequence the events that takes place in the story.

SUNSHINE STATE STANDARDS

- LA.A.1.1.3: develops vocabulary by listening to and discussing both familiar and conceptually challenging selections read aloud.
- LA.A.2.1.2: selects material to read for pleasure (for example, favorite books and stories).
- LA.E.2.1 2: recognizes rhymes, rhythm, and patterned structures in children’s texts.
- MA.A.1.1.1 uses ordinal numbers 1st - 10th or higher.
- MA.A.1.1.2 uses language such as before or after to describe relative position in a sequence of whole numbers on a number line up to 10 or more compares and orders whole numbers to 100 or more using concrete materials, drawings, number lines, and symbols
- SS.A.5.1.3 The student understands U.S. history from 1880 to the present day & knows people and events that are honored in commemorative holidays.

MATERIALS NEEDED

- Ten Fat Turkeys Black line Master
- Crayons
- Scissors
- Stapler
- Chart Tablet
- Markers
- Computer Clip Art
- Pointers
- Sentence Strips
- Index Cards
- Pocket Chart

DIRECTIONS

In October, I always read “Five Little Pumpkins”. After having read that, in November, I usually begin my unit on Thanksgiving.

Day One: I ask the students to recall details about the Five Little Pumpkins poem and we discuss the ordinal number heard in the poem. We sequence the events of each pumpkin also in the review.

Day Two: Then I present the poem I came up with using the same format as Five Little Pumpkins. The previous day I write the poem up on Chart Paper and decorate it with computer clip art that I print out, cut up and glue onto the chart. The pictures are helpful for the struggling readers to help them attach the concept to the word. We begin by looking for all the ordinal words. It is best to have the chart laminated because I like to circle the words that we look for. Then we look for words that may be unfamiliar and write those on the board and use as vocabulary words or you can use them on your word wall. We then read the poem through using a pointer. We read through 3 times to get the students feeling confident.

Day Three: I give each child a copy of the mini book. They cut out each page, color and then bring to me to have it stapled. Then the book is kept in their book box to read throughout the week.

Extension: Centers, I use the chart that we used for the whole group instruction to “Read Around the Room.” They get to use the pointer to read this poem as well as any others I used in the class to help improve fluency. Write the events on sentence strips and using a pocket chart, have them put the story in the correct order. Have the words: FIRST, SECOND, THIRD, FOURTH, FIFTH in the pockets written on index cards


EVALUATION / ASSESSMENT

Completed mini-book, observation, running records, vocabulary / sight word quiz.



“Made to Order” Andrea Borden

LESSON PLAN No 2: Five Fat Turkeys




5 Fat Turkeys



Five fat turkeys pecking in the yard.
The first one said “This pecking’s really hard!”



The second said, “I don’t want to be dinner!”
The third one said, “That’s why I’m staying thinner!”




The fourth one said, “I think I’ll be all right!”
The fifth one said, “Let’s get out of sight!”


"Made to Order" Andrea Borden



LESSON PLAN No 2: Five Fat Turkeys



So he went to the store and got a shopping cart, and bought a turkey at his local Wal-Mart.



The farmer came out and looked around, but not a single turkey could be found!

"Made to Order" Andrea Borden



LESSON PLAN No 3: The Fourteen Days of Valentines



SUBJECTS COVERED:

Reading, Writing, Math, Social Studies, Technology

GRADES:

First

OBJECTIVES

- To create a class book.
- To learn new vocabulary words that pertain to the Valentine theme.
- To increase fluency by reading class book together and independently.
- Illustrate pages of the book to represent a set of objects.
- Complete a sentence to tell what item they would like to give to a special friend.
- To research the origins of Valentines day. Collaborate with peers to put book together in correct order.
- To identify and use ordinal numbers to 14.

SUNSHINE STATE STANDARDS

- LA.A.1.1.3: develops vocabulary by listening to and discussing both familiar and conceptually challenging selections read aloud.
- LA.A.2.1.2: selects material to read for pleasure (for example, favorite books and stories).
- LA.E.2.1 2: recognizes rhymes, rhythm, and patterned structures in children's texts.
- MA.A.1.1.1 uses ordinal numbers 1st - 10th or higher.
- MA.A.1.1.2 uses language such as before or after to describe relative position in a sequence of whole numbers on a number line up to 10 or more compares and orders whole numbers to 100 or more using concrete materials, drawings, number lines, and symbols

- SS.A.5.1.3 The student understands U.S. history from 1880 to the present day & knows people and events that are honored in commemorative holidays.

MATERIALS (PER GROUP)

- The 14 days of Valentines Black line Master
- Crayons
- Book Binding Materials (book rings or school bookbinder)
- Markers
- Computer with internet connection
- Journals
- Pencils

DIRECTIONS

In December we sing the "12 Days of Christmas". This sets up the Valentine activity.

Day One: I ask the students to recall details about the song "The 12 Days of Christmas". We discuss the ordinal number heard in the song. We list all of the gifts given along with their ordinal number.

Day Two: I tell the students that we will be making a class book using the same format of the song. We read the sentence on the blackline master (*On the first day of Valentines, my true love gave to me, one*)

and brainstorm using a circle map some things that they could give a valentine (there must be 14 things so that each can pick a different item to illustrate. There will be two versions of the book so that each child can contribute. See example.) The numbers 1-14 are written on the board and then each child is asked to pick what they want to illustrate and write about. (Record this somewhere so they will not forget the following day)

Day Three: I give each child a page of the class book. I review the thing they told me that they wanted to write about and illustrate. They then complete the sentence on the page and illustrate it.

NOTE: The pages are laminated, bound and put in the classroom's Holiday book tub for them to check out.

Extension: In small groups, do a search for the origins of Valentine's day. Have the children write about what they found out in their journal.

EVALUATION / ASSESSMENT

Completed page of book looking for correct number of objects illustrated on the page and grade appropriate spelling in writing the sentence, observation, running records, journal

ADDL INFORMATION

- Students develop positive attitudes toward technology uses that support lifelong learning, collaboration, personal pursuits, and productivity.
- Students use technology to locate, evaluate, and collect information from a variety of sources.

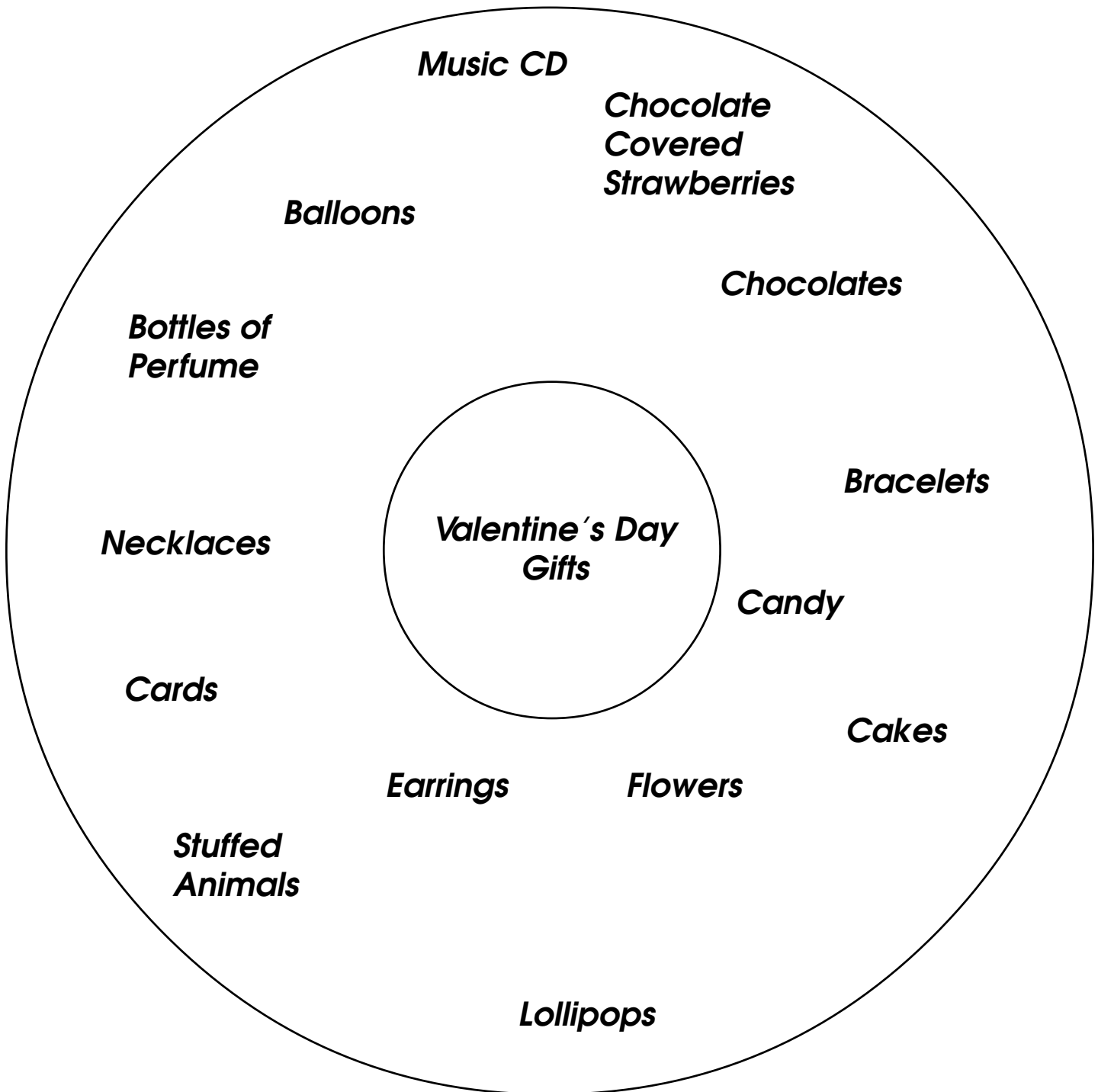
***“Made to Order”* Andrea Borden**



LESSON PLAN No 3: The Fourteen Days of Valentines



Circle Map Example



“Made to Order” Andrea Borden



LESSON PLAN No 3: The Fourteen Days of Valentines



On the _____ day of Valentine's...

My true love gave to me _____.

Illustrated by: _____

“Made to Order” Andrea Borden

LESSON PLANS MATERIALS BUDGET



Materials Budget


SUPPLIER	ITEM DESCRIPTION	COST	QUANTITY	TOTAL COST
Amazon.com	Five Little Monkeys Jumping on the Bed by Eileen Christelow	5.36	1	5.36
Amazon.com	Five Little Pumpkins Dan Yaccarino (illustrator)	5.39	1	5.39
Amazon.com	Five Little Monkeys Sitting in a Tree by Eileen Christelow	5.36	1	5.36
Amazon.com	Five Little Ducks by RAFFI	6.99	1	6.99
Amazon.com	Five Little Monkeys Bake a Birthday Cake by Eileen Christelow	5.36	1	5.36
Amazon.com	Smarty Kat Five Speckled Frogs early learning fingerplay set	12.95	1	12.95
Amazon.com	Smarty Kat Five Little Pumpkins early learning fingerplay set	9.95	1	9.95
Amazon.com	Ten Little Ladybugs by Melanie Gerth Laura Huliska Beith	8.21	1	8.21
Amazon.com	Ten Little Fish by Audrey Wood Bruce Wood	10.85	1	10.85
Amazon.com	Ten Little Rabbits by Virginia Grossman Sylvia Long	6.26	1	6.26
Enchanted Learning® Site Subscription	Five Little Speckled Frogs Five Little Ducks comments: As a bonus for subscribing to our site 20.00 for a 12 month individual family membership you'll get access to a banner ad free version of the site with extra printing capabilities (printer friendly pages and the ability to enlarge images) plus access to the entire website. Site subscribers can access the member's website from any Internet connected computer. Memberships last for 12 months beginning when you join we do NOT do automatic renewals.	20.00	1	20.00
Tom Synder.com	Scholastic Keys : a suite of 3 great K-5 kid friendly programs including Word, PowerPoint, Excel (see flier for more info)	59.00	1 computer license	59.00
Walmart.com	Digital Concepts 1.3 MP Ultra-Slim Digital Camera	48.76		48.76
Shipping: Amazon shipping is free if you order all of the books through their website. Wal-Mart shipping for camera was 5.87				
Subtotal				\$204.44
Tax if applicable				
Shipping if applicable				\$5.87
TOTAL BUDGET AMOUNT				\$210.31

Teacher's Name Andrea Borden
 School: Kathleen Elementary



Ten Lucky

Shamrocks



Illustrated by: _____

Ten lucky shamrocks in Ireland, wanted to join a rock and roll band.

The first one said "I want to beat a drum", but so did the second one, but he did it with his thumb.

The third one said "I like the electric guitar." The fourth one just wanted to travel far!

"Made to Order" Andrea Borden



Related Materials



The fifth one jumped up and did a split. The sixth one said, "I know we'll be a hit!"

The seventh one got upset about his hair. The eighth one wanted to play at the Leprechaun's Fair

The ninth one started to throw a fit. So the tenth one said, "That's it. Good Day! I quit!"

So those lucky little shamrocks never made it to fame. But they did get to enjoy a nice cool Irish rain.