

**Polk County
Voluntary Public School Choice (VPSC) Grant**

**Performance Report
March 2011**

(Performance January through March 2011)

Carolyn Finch, Sr. Director

Brian Warren, Sr. Coordinator

Office of Magnet, Choice and Charter Schools

Polk County Schools

P.O. Box 391

Bartow, FL 33831-0391

Phone: 863-534-0631

Fax: 863-534-0097

Table of contents

Sections	Page
Polk County VPSC Grant Year 4 Budget with Expenditures through the Second Quarter and an Explanation of Funds not yet Used	3
Up-to-Date Executive Summary Providing Status of Progress Toward Program Goals and Activities	5
Project Activities Tied to Polk County's VPSC Grant Outcomes with State Objectives for Year 4, Second Quarter	9
<ul style="list-style-type: none"> • Objective 1: The VPSC Program increases options for public school choice. 	10
<ul style="list-style-type: none"> • Objective 2: VPSC students' achievement will increase. 	12
<ul style="list-style-type: none"> • Objective 3. Increase the methods to improve capacity, parental involvement and academic significance for choice public school initiatives. 	15
Marketing/Dissemination Plans for Year 4 with Second Quarter Activities	16
Project Evaluation Activities for Year 4, Second Quarter	16
Tables	Page
Table 1—Year Four Budget with Expenditures through the Second Quarter	3
Table 2—2009-2010 Academy Business Partners by Consortium District	8
Table 3—Student Records Uploaded by each Consortium District	9
Table 4—Polk County's Voluntary Public Schools Choice (VPSC) Grant Actual and Anticipated Outcomes as Related to State Objective 1	10
Table 5—Polk County's Voluntary Public Schools Choice (VPSC) Grant Actual and Anticipated Outcomes as Related to State Objective 2	12
Table 6—Polk County's Voluntary Public Schools Choice (VPSC) Grant Actual and Anticipated Outcomes as Related to State Objective 3	15
Figures	Page
Figure 1— Projected vs. Actual Number of Students accessing Inter-District Choice to attend Four Corners and New Dimensions	6
Figure 2—2010 Consortium Upload Totals by Option	17
Figure 3—2010 Indian River Uploads by Choice Option	17
Figure 4—2010 Lake Uploads by Choice Option	18
Figure 5—2010 Manatee Uploads by Choice Option	18
Figure 6—2010 Orange Uploads by Choice Option	19
Figure 7—2010 Osceola Uploads by Choice Option	19
Figure 8—2010 Pasco Uploads by Choice Option	20
Figure 9: 2010 Polk Uploads by Choice Option	20
Figure 10: 2010 Sumter Uploads by Choice Option	21

Table 1 below shows actual expenditures by category as of March 31, 2011, for the fourth year of Polk County's VPSC grant.

Table 1: Year Four Budget with Expenditures through the Second Quarter					
Category		Planned Year 4 Expenditures	Budget	Actual Spent	Comments
6400	220	Instructional Staff Consultative Services Salary Social Security	240.00	67.28	
6400	240	Instructional Staff Consultative Services Salary Work Comp	100.00	46.40	
6400	310	Instructional Staff Consultative Services Training	17,250.00	750.00	
6400	312	Instructional Staff Consultative Services Training	-	-	
6400	331	Instructional Staff Consultative Services Training-Travel	50,728.00	18,612.86	
6400	360	Instructional Staff Training Rentals	42,300.00	15,130.00	
6400	510	Instructional Staff Training Supplies	13,859.00	4,792.09	
6400	642	Instructional Staff - Capital Equipment/Non Capital Equipment	-	-	
6400	751	Instructional Staff Substitutes	9,260.00	4,641.53	
6400	752	Instructional Staff TempEmployees	-	-	
7800	160	Transportation Salary	14,790.48	512.40	
7800	160	Transportation Salary-Retro	1,242.12	1,242.12	
7800	162	Transportation Salary	17.00	16.84	
7800	210	Transportation Retirement	2,299.00	190.77	
7800	220	Transportation Social Security	1,786.00	158.36	
7800	231	Transportation Health Insurance	5,280.00	440.00	
7800	232	Transportation Life Insurance	14.40	1.20	
7800	240	Transportation Worker's Compensation	2,661.00	322.36	
7800	350	Transportation Repairs and Maintenance	1,170.00	42.00	
7800	450	Transportation Gasoline	-	-	
7800	460	Transportation Diesel Fuel	12,000.00	6,686.47	
7800	510	Transportation Supplies	50.00	7.34	
7800	540	Transportation Oil and Grease	-	20.53	
7800	550	Transportation Repair Parts	400.00	388.43	
7800	560	Transportation	300.00	277.74	

Polk County Schools

VPSC Grant

Performance Report for January through March 2011

7800	752	Transportation Non Instructional Temporary Employee	2,000.00	1,874.27	
7700	140	Central Services Temp Salary	16,150.00	5,786.66	
7700	210	Central Services Retirement	1,950.00	623.22	
7700	220	Central Services Social Security	1,385.00	442.66	
7700	240	Central Services Worker's Comp	228.00	49.81	
7700	310	Central Services Professional/Technical Consultative Services	26,898.00	15,532.68	
7700	330	Central Services Travel	7,400.00	899.91	
7700	331	Central Services Travel Training	64,726.00	27,591.29	
7700	360	Central Services Rentals	-	-	
7700	370	Central Services Postage	-	-	
7700	390	Central Services Other Purchased Services (Printing)	2,000.00	-	
7700	510	Central Services Suplies	9,500.00	3,625.97	
7700	641	Central Services Capital Equipment	1,165.00	-	
7700	644	Central Services Non Capital Equipment	18,500.00	18,497.80	
7700	730	Central Services Dues and Fees	15,200.00	7,557.50	
7700	751	Central Services Instructional Temporary Employee	-	-	
7700	752	Central Services Non Instructional Temporary Employee	-	-	
7200	793	Indirect Costs	12,707.00	2,823.41	
5300	130	Vocational Other Certified Personnel	-	-	
5300	210	Vocational Other Certified Personnel Retirement	-	-	
5300	220	Vocational Other Certified Personnel Social Security	-	-	
5300	231	Vocational Other Certified Personnel Insurance	-	-	
5300	240	Vocational Consultative Services	-	-	
5300	310	Vocational Other Certified Personnel Work Comp	71,057.00	-	
5300	510	Vocational Supplies	-	-	
5300	622	Vocational Non Capital AV	-	-	
5300	644	Vocational Non Capital Computer Equip	-	-	
Year-Four Budget and Expenses through March 31,2011			426,613.00	139,651.90	

* Expenditures are as reflected in the system through March 31, 2011.

Up-to-Date Executive Summary Providing Status of Progress toward Program Goals, Activities and Timelines**Overview**

Polk County's VPSC grant proposal lists two goals:

- Goal 1 focuses on a plan to **(a)** develop and refine meaningful district choice options and **(b)** identify and develop solutions to choice barriers.
- Goal 2 addresses this partnership's intent to **(a)** create a model for the development and implementation of career academies and **(b)** expand the number of career academies in the coalition districts.

The focus of grant activities is stated in the project abstract of the grant proposal: *This project will create and maintain a powerful coalition of school districts which will share resources and best practices to intensely focus on increasing choice options for all students with an emphasis on low performing, disengaged and disenfranchised secondary school students. This project includes primary partnerships with Polk, Osceola and Hillsborough Counties as well as expanded partnerships to also include Indian River, Lake, Manatee, Orange, Pasco and Sumter Counties.*

Since beginning grant activities in the summer of 2008, Polk County has correlated its goals and outcomes to Florida's Performance Measures. At the end of each quarter, the Polk County consortium reports performance in relation to every outcome that should have been met to date based on the proposal timeline. **Tables 4, 5, and 6**, beginning on page 10, provide an update of performance from beginning of grant through the end of March 2011. Grant outcomes have been met to date.

A Summary of Goal-Related Performance

Polk County has reported some key activities and accomplishments in relation to each of the two goals.

- Goal 1 addresses all inter- and intra-district choice options other than career academies. Inter-district agreements are in place to allow students to transfer between Polk and Osceola and between Polk and Hillsborough Counties to access choice. These are the three primary grant partners. There are also formal inter-district agreements with Osceola County to take Polk students by way of Four Corners and New Dimensions charter schools.

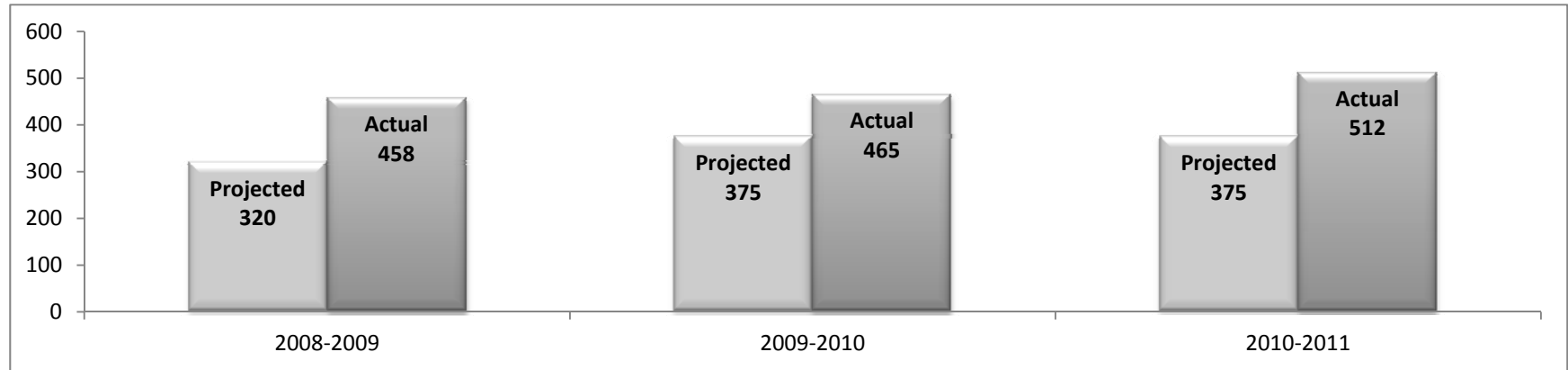
The number of Polk County students going from Polk to Osceola County to access Four Corners and New Dimensions exceeded expectations in both 2008-2009 and 2009-2010 and has done so to date for 2010-2011.

1. The VPSC Year-Two End-of-Year Report states that during the 2009-2010 school year a total of 458 Polk County students accessed an inter-district transfer option to attend Four Corners Charter School or New Dimensions High School in Osceola County. The grant narrative predicts that 320 students will make that choice. The actual number is 143% of what was expected.
2. Polk County estimated that a total of 375 students would go from Polk County to Osceola County to attend these two schools during 2009-2010. The VPSC Year-Three End-of-Year Report says that 465 students had done so. The actual number for 2009-2010 was 124% of the number projected.

3. For 2010-2011, Polk County again projected that 375 students would go from Polk to Osceola County to attend Four Corners and New Dimensions. The actual number of students who have done so as of March 31, 2011, is 512. That is 137% of the number anticipated.

Figure 1 shows the expected versus actual number of students transferring from Polk County to either Four Corners or New Dimensions during both 2008-2009 and 2009-2010 school years and to date for 2010-2011.

Figure 1: Projected vs. Actual Number of Students accessing Inter-District Choice to attend Four Corners and New Dimensions



Other students accessing inter-district choice during 2009-2010 to move between Osceola and Polk Counties include 6 transferring from Osceola to Polk and 2 transferring from Polk to Osceola. Additionally, 11 students used the inter-district choice option to move from Hillsborough to Polk County, while 101 went from Polk to Hillsborough.

A needs assessment initiated in the Polk VPSC project in July 2008 asked consortium districts to rank barriers to choice. Transportation was a major barrier. A key accomplishment of this grant has been the development of the transportation plan created for students going from Polk County to Four Corners Charter School in Osceola County. Four Corners began transportation as of the second semester of the 2009-2010 school year. The school runs two bus routes that fill the bus both times. All students transported on the bus are Polk County students attending the charter school through an inter-district agreement. The bus holds 77 students; therefore, approximately 150 students are transported each day. The students on the first bus route are the furthest from the school and participate in a before-school program that offers breakfast and supervision by a school staff member. The students on the second bus route are closer to the school and arrive before school begins. Four hundred thirty-nine students from Polk County exercised inter-district choice in order to attend Four Corners during this reporting quarter.

Another barrier to choice identified by consortium partners is the lack of effective marketing strategies. Brochure templates have been developed with input from the nine partnering districts. Brochures were disseminated at the beginning of the second quarter of year three and continue to be available to consortium districts.

Additional detail about the results of the needs assessment and strategies to overcome barriers to choice was summarized and reported in the VPSC Year-Two End-of-Year Report. The report specifies that a group of district representatives defined a choice student as any student not attending his or her zoned school.

In Polk County, Lakeland Montessori Middle was awarded a new charter contract that followed the template developed through the VPSC grant. At the beginning of the 2010-2011 school year, 42 new seats were reported at Lakeland Montessori Middle.

Furthermore, the following charter schools were awarded charter renewal contracts in the summer of 2010:

- Academic and Communication Excellence (ACE) preschool with 17 enrollees
- Compass, serving 165 at-risk middle school enrollees
- Life Skills East with 194 dropout-retrieval students
- McKeel Elementary with 348 students

Additionally, Lawton Chiles Middle School teachers continue to participate in grant-sponsored training and curriculum development for implementing an IB MYP (middle years program). During this reporting period, 634 students at this magnet school benefited from the school's rigorous academic program.

Two grant-related training sessions were conducted during this quarter:

- In January, multiple strands of training were conducted at Trade Winds:
 - Choice training engaged school-based principals and teachers from partnering districts in the development of instructional unit/lesson plans.
 - Consortium representatives participated in a session clarifying the VPSC student identification and upload process.
 - Charter contacts from consortium districts worked on the development of a renewal document format to align with charter contract format designed last year.
- In February, attendees from Osceola and Polk Counties met at Trade Winds and were presented a comprehensive overview of MYP. Thirty-nine attendees included representatives from:
 - Jewett Academy, Lawton Chiles Middle Academy, and district office staff from Polk.
 - Representatives from Parkway Middle School and the district office in Osceola.
 - University of South Florida evaluators.

- Goal 2 focuses on creating a model for the development and implementation of high school and middle school career academies. To date, consortium personnel have focused most activities on high school career academies and have achieved five key accomplishments:
 1. A career-academy strand was offered during both the June 2009 and June 2010 VPSC Conference.
 - a. The 2009 conference was used to initiate the discussion required to create a career academy implementation plan. Thirty-six attendees from five consortium districts participated.
 - b. In 2010, 94 career academy representatives, a 261% increase in attendance over 2009, attended the VPSC Conference. They were from six consortium districts. Participants attended three general sessions and also had the opportunity to attend four out of 21 breakout sessions offered during the three-day conference.
 2. Polk County's career academy concepts and the evaluation and continuous improvement process to be used in Polk County to help move academies ever-closer to full implementation were shared at the June 2010 VPSC Conference during two breakout sessions that were attended by 34 conference participants.
 3. On November 3, 2010, Polk County hosted its Second Annual Career Academy Conference. One hundred seventy-five attendees participated in both general and breakout sessions during the one-day event. While the vast majority of participants are from Polk County, representatives from Osceola, Sumter and Pasco School Districts also joined in the activities.
 4. The nine consortium districts have engaged business partners in the development, implementation and sustainability of their career academies. Reports submitted by partnering districts in September 2010 show a tally of business partners as listed in **Table 2**.

District	Number of Academy Business Partners
Hillsborough	150
Indian River	8
Lake	170
Manatee	140
Orange	78
Osceola	45
Pasco	122
Polk	123
Sumter	62
TOTAL	898

5. In part because of the work done through this grant initiative, Polk County was awarded a Ford Motor Company Fund Career Academy Innovation Community (CAIC) planning grant. As one of four recipients in Florida, Polk County will work with the CAIC initiative to further strengthen the career academy initiative in the region. All VPSC consortium members will benefit from best practices gained through CAIC.

Overall Grant Status

As of March 2011, Polk County consortium grant activities have proceeded essentially as expected. The only major challenges have been:

- Identifying student data to be uploaded from all nine consortium districts.
- Completing accurate and complete uploads as requested by the FDOE.

On January 19, 2011, consortium representatives met with FDOE personnel at Trade Winds to clarify students to be uploaded by each district and determine when uploads for the 2010-2011 school year were to occur. It was determined that two uploads were to be completed: the first during the week of January 31st through February 4th and the second during the week of February 28th through March 4th.

As of March, eight of nine districts have uploaded student records since the January meeting at Trade Winds. Manatee is the only district that has not. The Florida Department of Education website shows that a cumulative total of 53,736 individual students have been included in uploads by consortium partners.

Table 3 lists the consortium districts, the number of uploaded student records from each, and the total number of students impacted through the consortium.

Table 3: Student Records uploaded by each Consortium District	
District	Number of Uploaded Student Records
Hillsborough	757*
Indian River	915
Lake	7,178
Manatee	6,008
Orange	13,563
Osceola	10,454
Pasco	1,335
Polk	8,961
Sumter	4,565
TOTAL	53,736

* Note that Hillsborough's numbers may be entirely tied to the Hillsborough grant and not to the Polk grant.

Project Activities Tied to Polk County's VPSC Grant Outcomes with State Objectives to Include Local Performance to Date

Polk County's VPSC grant narrative presents specific outcomes to be achieved in relation to each of its two goals. **Tables 4, 5 and 6** correlate Polk County's goals and related outcomes to the State's Performance Measures. The status statements included within each table represent activities reported for Year 1 through the second quarter of Year 4.

Table 4—Polk County’s Voluntary Public Schools Choice (VPSC) Grant Actual and Anticipated Outcomes as Related to State Objective 1

State Objective 1. In target public school districts, increase the number of families that exercise inter-district public school choice.

- **State Measure 1a.** By the end of the second quarter in the inter-district agreement models planning period, 100% of the inter-district partnerships or multi-inter-district transfer partnerships will implement plans to create or expand school choice programs, particularly at middle or high schools, for operations to commence August 2009.
- **State Measure 1b.** By the end of the third quarter of the planning grant period, 100% of the inter-district and/or multi-inter-district partnerships that require transportation will have a transportation plan for inter-district students for selected school choice schools by August 2009.

Polk Goal #7: 1a—Review current choice offerings and transfer policies

Anticipated Outcomes in Polk County’s VPSC Grant		Status in Polk County’s VPSC Grant
<u>1.1. a</u> Contract to Marie Sneed (<i>Hire a consultant to review practices and make recommendations.</i>)	September 2008	All contract work has been completed with recommendations received.
<u>1.1. b</u> Model inter-local agreement (Develop a comprehensive master plan to move students among districts.)	May 2009	Interdistrict agreements are in place to allow student transfers as follows: <ul style="list-style-type: none"> • Polk County to Osceola County • Osceola County to Polk County • Polk County to Hillsborough County • Hillsborough County to Polk County
<u>1.3. a</u> Submit inter-district transfer report to Coalition audience. (<i>Present an update on inter-district transfers at coalition choice summit.</i>)	October 2009, 2010 and 2011	On July 19, 2010, Polk County’s Sr. Director and Sr. Coordinator of Magnet, Choice and Charter Schools shared an annual report of Polk County’s VPSC grant with the coalition districts at the Florida Public School Choice Consortium. The report included a summary of inter-district transfers as well as a participation report of grant-sponsored training.
<u>1.3. b</u> Create and distribute policy and inter-district transfer agreements. (<i>Send each district copies of the modifications to district policy, model inter-district transfer agreements and other relevant documentation to facilitate replication.</i>)	August 2009	Polk has established contractual interdistrict agreements with New Dimensions High School and Four Corners Charter School in Osceola County. Students from low performing schools have the opportunity to attend these higher performing schools through transfer. This impacts 450 students annually. Furthermore, informal interdistrict agreements have been signed with Hillsborough County allowing students to transfer over district lines. These interdistrict transfer policies and practices were discussed in terms of best practice at the summer training. Over 20 participants were at the session to discuss choice transfer options for students. Polk, Orange, Hillsborough, Manatee, Duval, Lake and Osceola County participated. Additionally,

Table 4—Polk County’s Voluntary Public Schools Choice (VPSC) Grant Actual and Anticipated Outcomes as Related to State Objective 1												
		evaluators from USF and the DOE interacted as districts discussed the benefits and challenges to choice.										
1.1.c District transportation plans with regards to choice, charter and Title I options <i>(Develop a transportation plan in each district to assure that transportation is not a barrier to choice enrollment.)</i>	March 2009	Polk County and Osceola County have worked together with the Four Corners Charter School to formalize an interdistrict transportation plan to transport Polk County students to Four Corners Charter School. Through VPSC funds, Polk County purchased a bus and is working closely with Four Corners Charter School to ensure transportation is not a barrier to Polk students attending this school through the interdistrict agreement beginning January 2010.										
<p>State Objective 1. In target public school districts, increase the number of families that exercise inter-district public school choice. (continued)</p> <ul style="list-style-type: none"> State Measure 1c. Increase the number of families that exercise public school choice via the inter-districts models by 2% each year after models’ implementation in August 2009, thus increasing overall number of student transfers by 6% at end of grant period. 												
Polk Goal #1: 1a—Review current choice offerings and transfer policies. (continued)												
Anticipated Outcomes in Polk County’s VPSC Grant		Status in Polk County’s VPSC Grant										
1.2.a Report of students transferring between Polk, Hillsborough and Osceola <i>(Evaluate effectiveness of current agreements with schools in Osceola and Hillsborough Counties.)</i>	November 2009	<p>The number of students in Polk, Hillsborough and Osceola Counties who exercised school choice via the inter-district models for the 2009-2010 school year <i>(excluding those going from Polk to Osceola to access New Dimensions High School or Four Corners Charter School)</i> is as follows.</p> <table border="1" style="width: 100%; border-collapse: collapse;"> <thead> <tr> <th colspan="2" style="background-color: #cccccc;">2009-2010</th> </tr> </thead> <tbody> <tr> <td style="width: 80%;">Polk to Osceola</td> <td style="text-align: center;">473</td> </tr> <tr> <td>Osceola to Polk</td> <td style="text-align: center;">7</td> </tr> <tr> <td>Polk to Hillsborough</td> <td style="text-align: center;">105</td> </tr> <tr> <td>Hillsborough to Polk</td> <td style="text-align: center;">16</td> </tr> </tbody> </table>	2009-2010		Polk to Osceola	473	Osceola to Polk	7	Polk to Hillsborough	105	Hillsborough to Polk	16
2009-2010												
Polk to Osceola	473											
Osceola to Polk	7											
Polk to Hillsborough	105											
Hillsborough to Polk	16											
1.2.b Report of students moving between districts and their free-and-reduced-lunch status <i>(Formalize and prioritize student movement between districts to emphasize needs of high poverty students.)</i>	March 2010	As of the end of September 2010, consortium districts have uploaded 42,164 matching student records. These are students accessing choice, some of whom are moving between districts. The student ID’s can be matched to records within the Southwest Data Warehouse to determine free-and-reduced-lunch-status of each enrollee.										
1.2.c Needs assessment including types of choice and barriers to choice <i>(Create and utilize a needs assessment to identify choices appealing to students and parents, barriers to accessing choices, and steps to overcome barriers.)</i>	May 2009, 2010 and 2011	Participant evaluations at the June 2010 VPSC Conference asked participants to identify needs and areas for improvement.										
1.2.d Marketing media to include but not be limited to brochures, videos and web based media <i>(Develop and disseminate marketing and information tools in multiple languages.)</i>	March 2010	Brochure templates have been developed and disseminated to partnering districts.										

Table 4—Polk County’s Voluntary Public Schools Choice (VPSC) Grant Actual and Anticipated Outcomes as Related to State Objective 1		
1.2.e Report of number and type of marketing information used <i>(Evaluate effectiveness of marketing and information tools.)</i>	March 2010, 2011, and 2012	As of March 2011, brochures have been created and continue to be available via paper and online to market (1)inter-district transfer options (200) and (2) career academies in four districts (200 per district).
1.3.c Brochures, videos and other marketing tools <i>(Provide coalition members with brochures, videos and other marketing tools developed via this grant.)</i>	June 2009, 2010 and 2011	Brochure templates have been developed with input from the nine partnering districts marketing inter-district transfers and career academies.

Table 5—Polk County’s Voluntary Public Schools Choice (VPSC) Grant Actual and Anticipated Outcomes as Related to State Objective 2		
<p>State Objective 2. In target communities, increase the number of families with children in lower-performing schools who transfer to higher-performing schools.</p> <ul style="list-style-type: none"> • State Measure 2a. Number of school choice activities conducted for parents at targeted schools, specific to those schools that have failed to make AYP for two or more years, will be increased by 25% at the end of 2011. • State Measure 2b. From 2007 through 2011, training participation of community and parent volunteers at the School Choice Parent Resource Centers will increase by 30%. • State Measure 2c. By end of grant 25% more families at each School Choice Parent Resource Center operating under this grant will use personalized assistance in comfortable community settings with community volunteers and Public School choice staff. <p>Polk Goal: No Polk County VPSC goal addresses State measures 2a, 2b or 2c.</p>		
Table 5—Polk County’s Voluntary Public Schools Choice (VPSC) Grant Actual and Anticipated Outcomes as Related to State Objective 2		
<p>State Objective 2. In target communities, increase the number of families with children in lower-performing schools who transfer to higher-performing schools.</p> <ul style="list-style-type: none"> • State Measure 2d. Increase number of student transfer applications to public school choice options in targeted lower-performing schools to higher-performing schools and/or programs by 2% in 2009, 3% each year after, totaling 11% gain in transfers by 2011. <p>Polk Goal #1: 1b—Provide training to promote high quality-high yield choice schools.</p>		
Anticipated Outcomes in Polk County’s VPSC Grant		Status in Polk County’s VPSC Grant
1.b.1 Self assessment instrument data <i>(Complete self assessment instrument in each participating district.)</i>	June 2009	Partnering districts were surveyed about the types of choice and common barriers to choice in their respective districts.
1.b.2 Contract for specific, high yield training addressing key areas of improvement as identified <i>(Identify key areas of improvement in each district; plan and contract for training to address these areas.)</i>	June 2009	Polk has offered training sessions for choice, charter and career academy leaders. These training opportunities were offered in April and June of both 2009 and 2010.
1.b.3 Training program to include introductory, advanced and train-the-trainer models for district and school-based personnel <i>(Meet to share training results and develop a targeted training program.)</i>	June 2010, 2011, and 2012	In April 2010, 38 consortium members participated in training tied to IB MYP, 19 attended charter contract sessions and 22 took part in choice planning meetings.

Table 5—Polk County's Voluntary Public Schools Choice (VPSC) Grant Actual and Anticipated Outcomes as Related to State Objective 2

		Twenty-four participants at the June 2010 VPSC Conference attended sessions focusing on curriculum and student achievement best practices in choice schools. Also, 94 attendees took part in career academy sessions described earlier in this report.
Polk Goal #1: 1c—Offer a summit for choice staff, career academy instructors and charter authorizers to promote high quality-high yield programs		
Anticipated Outcomes in Polk County's VPSC Grant		Status in Polk County's VPSC Grant
<u>1.c.1.a</u> Enewsletters	October 2008, 2009, 2010 and 2011	Best practices and training outcomes from Polk's consortium are available through www.polk-fl.net keyword school choice.
<u>1.c.1.b</u> Training for the north and south regions of the state to share online resources, tools and key learnings <i>(Provide training for the north and south regions to share resources and provide tools and key learnings.)</i>	June 2011 and 2012	Not yet applicable
<u>1.c.1.c</u> Agendas and sign-in sheets <i>(Present at state and national conferences to disseminate information.)</i>	March 2010, 2011, and 2012	<ul style="list-style-type: none"> The June 2010 VPSC Conference agendas were included as attachments with the April through June 2010 quarterly report. On July 20, 2010, project staff made a presentation regarding best practices at the School Choice Parent Advisory Council meeting in Orlando. Polk County School Choice staff spoke and led breakout groups at the Florida Department of Education Inaugural School Choice Expo at the Florida State Fairgrounds on January 22, 2011.
<u>1.c.2.a</u> A self evaluation and needs assessment <i>(Share self evaluation and needs assessment materials developed and implemented through the project in summer workshops.)</i>	March 2009 and 2010	A self evaluation and needs assessment occurred April 23-24, 2009. Data from the districts were shared through a collaborative forum. Partnering districts were surveyed about the types of choice and common barriers to choice in their respective districts. In April 2010, district office staff surveyed and developed format for train-the-trainer model for June 2010 VPSC Conference (choice strand).
<u>1.c.2.b</u> Agendas, curriculum maps and models <i>(Focus workshop strands during years 3 and 4 on teacher training resources available via the career academy model and implementation of inter-district transfer agreements, transportation options and solutions as well as authorizer intervention plans.)</i>	June 2010	The June 2010 VPSC Conference agendas were included as attachments with the April through June 2010 quarterly report.
<u>1.c.2.c</u> Agendas <i>(Focus training strands in years 4 and 5 on high yield strategies to recruit and retain students, particularly high need students.)</i>	June 2011 and 2012	Not yet applicable
<u>1.c.2.d</u> Agendas <i>(Continue workshops beyond proposal funding period.)</i>	June 2013	Not yet applicable

Table 5—Polk County's Voluntary Public Schools Choice (VPSC) Grant Actual and Anticipated Outcomes as Related to State Objective 2

1.c.3.a A web address and hard copy print material as applicable to site, training or material (Coordinate information and web based offerings.)	December 2008, 2009, 2010, 2011, and 2012	Best practices and training outcomes from Polk's consortium are available through www.polk-fl.net keyword school choice.
Polk Goal #2: 2—Create a comprehensive, sequential model for the development and implementation of career academies.		
Anticipated Outcomes in Polk County's VPSC Grant		Status in Polk County's VPSC Grant
2.1.a Implementation plan (Create a detailed implementation plan for academies to include <ul style="list-style-type: none"> • Academy types • Locations • Recruitment of students • Development of intra and inter district choice options • An application system and process by district) 	August 2009	The June 2009 Conference was used to initiate the discussion required to create a career academy implementation plan. Thirty-six participants from five consortium districts participated in career academy sessions. <ul style="list-style-type: none"> • Presentations were made from representatives of multiple program areas (academy types). • Attendees heard strategies for establishing academies. • Polk County also presented its recruitment strategies and the online application process being piloted in the county. • Intra district application have been formalized in Polk County and were shared with other districts at the June 2010 Conference.
2.1.b Participant roster for career academy staff attending a week-long summer curriculum mapping workshop (Send career academy teachers to a summer curriculum mapping workshop.)	June 2010	As described earlier in the this document, 94 career academy attendees at the June 2010 VPSC Conference took part in general sessions, break-out sessions, and strategic planning sessions designed to strengthen career academies across the consortium. Sessions were based on needs voiced by career academy personnel. Three of the sessions directly addressed curriculum development, and one focused on the creation of curriculum maps. (List of participants and representative districts are available upon requests.)
2.1.c Participant roster for career academy staff attending a week-long summer curriculum mapping workshop (Schedule an additional summer institute to refine curriculum maps and focus on additional career academy models lacking maps or training.)	June 2011	Not yet applicable
2.1.d Participant roster for career academy staff attending a week-long summer curriculum mapping workshop (Create additional curriculum maps for new academies, refine existing maps, and offer introductory instructional strategies for professionals new to the career academy model.)	June 2011 and 2012	Not yet applicable
2.1.e Career Academy Cadre list of at least five representatives from respective districts to total a group of 50 (Identify and train a select and dedicate cadre of professionals from each district to spearhead the continued development and implementation of curriculum maps and instructional strategies.)	June 2012	Not yet applicable

Table 5—Polk County’s Voluntary Public Schools Choice (VPSC) Grant Actual and Anticipated Outcomes as Related to State Objective 2

<p><u>2.2.a</u> List of participants for computer conference <u>2.2.b</u> List of best practices and issues for discussion from participating districts <i>(Share a written best practice and a challenge or issue with group during the winter meeting via computer conferencing.)</i></p>	<p>December 2008, 2009, 2010, 2011, and 2012</p>	<p>2.2a-A formal computer conference has not been implemented to date. 2.2.b-Through December 2010, FACSA meeting committees were developed to include the best practices in the following areas: new application and appeal process, charter renewal and termination process, legal and contract, and district processes and procedures. Eight of the nine partnering districts are members of these committees.</p>
<p><u>2.3</u> Hard copy of website and bulletin board including web address or link <i>(Coordinate with FPSCC to maintain a web based bulletin board.)</i></p>	<p>April 2009</p>	<p>www.fpssc.net/vpsc/index.htm contains Voluntary Public School Choice data and print material from summer trainings and presenters. Additional information is available at http://www.polk-fl.net/districtinfo/departments/schoolbased/schoolchoice/default.htm</p>

Table 6—Polk County’s Voluntary Public Schools Choice (VPSC) Grant Actual and Anticipated Outcomes as Related to State Objective 3

<p>State Objective 3. Increase the methods to improve capacity, parental involvement and academic significance for choice public school initiatives.</p> <ul style="list-style-type: none"> • State Measure 3a. Increase membership of Parent Advisory Councils by 25 memberships the first year with an increase of 10% each year thereafter, resulting in an increased of involvement at School Choice Parent Resource Centers (SCPRC) sites and the number of volunteer attendance at trainings. • State Measure 3b. For each year of the grant, the attendance of Parent Advisory Council members at all FPSCC events will increase by 5% each year, totaling 25% by the end of the grant in 2011. • State Measure 3c. By 2011, the Parent Advisory Council and the parent volunteers at the SCPRC sites will collaboratively develop and produce a publication to provide technical assistance and guidance to parents on statewide school choice policies and issues that will be distributed at all SCPRC sites. • State Measure 3d. By 2011, students who participate in the school choice inter-district models will show an overall average increase of 2% in FCAT reading and math scores.
<p>Polk Goal: Polk County’s VPSC Grant does not address State Measures 3a, 3b, 3c or 3d.</p>

Marketing/Dissemination Plans for Year Four with First Quarter Activities

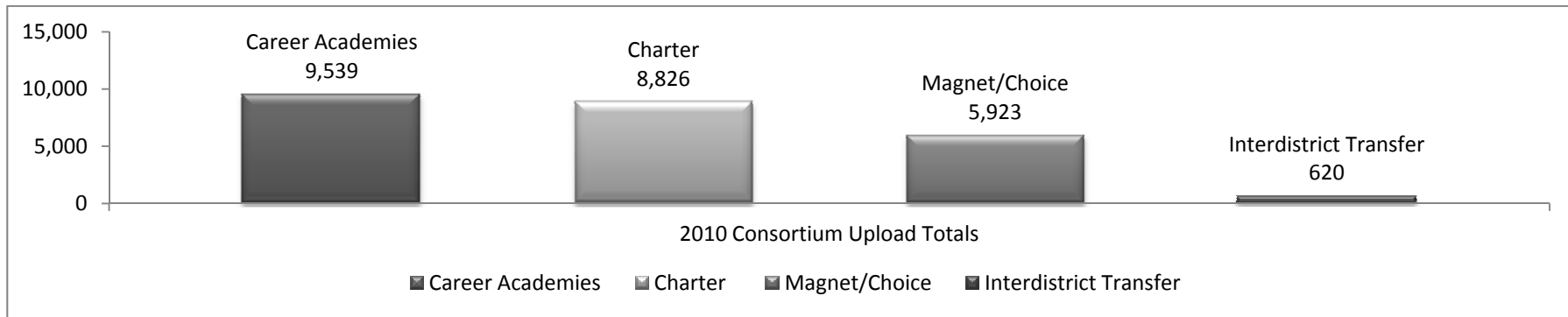
The following are strategies used to market choice options to the students of Polk County:

1. A public relations consultant has been used to develop informational brochures that explain inter-district transfer options. These brochures are available in Polk, Osceola and Hillsborough County. With this information, parents have instructions on how to apply for an inter-district transfer, who to contact in the respective district, and the benefits of attending a higher performing school.
2. A public relations consultant has been used to develop informational brochures that explain career academies. These brochures list academy goals, outline the application process, specify student benefits, and list the academies in the individual district. They also include business partner information. Brochures have been designed for and distributed to four districts; they have been offered to the other eight participating districts so they may tailor the template for their use.
3. Inter-district transfer forms are available online through the Polk, Osceola, and Hillsborough County websites.

Project Evaluation Activities for Year 4, Second Quarter*Overall Evaluation Activities*

- The grant evaluator and representatives from consortium districts attended a meeting at Trade Winds on January 19, 2011, to:
 - Specify students to be uploaded by each district.
 - Determine when uploads for the 2010-2011 school year were to occur.
- It was agreed that students to be included in district uploads are those who have been “touched” by training conducted through this grant. In other words, training activities supported through the grant have in some way changed or modified the learning environment in which these students are enrolled.
- It was determined that two uploads were to be completed: the first during the week of January 31st through February 4th and the second during the week of February 28th through March 4th.
- Since the meeting in January, the evaluator has acted as a resource to consortium districts as they completed uploads. The evaluator has also clarified district upload issues with FDOE personnel as appropriate.
- As of March 2011, eight of nine districts have uploaded student records since the January meeting at Trade Winds. Manatee is the only district that has not. The Florida Department of Education website shows that a cumulative total of **53,736** individual students have been included in consortium uploads during the grant cycle.
- The four primary choice options addressed through the Polk consortium grant training activities are interdistrict transfers, choice schools, charter schools, and career academies. The total number of consortium students successfully uploaded in 2010 for each option is included in **Figure 2** on page 17.

Figure 2: 2010 Consortium Upload Totals by Option



Figures 3 through 10 on pages 17 through 21 list 2010 upload totals by district for each of the four primary options. Note that Hillsborough does not have a table because no Hillsborough records fit into any one of the four categories. It is also significant to mention that each district may still be addressing uploaded student records that are unmatched with state records. Therefore, the numbers reported for each district may be slightly lower than those actually uploaded. Polk, Hillsborough and Osceola are primary partners in this grant with students transferring between these districts as noted in the tables below. Outside of these primary partners, participation in interdistrict transfer remains voluntary.

Figure 3: 2010 Indian River Uploads by Choice Option

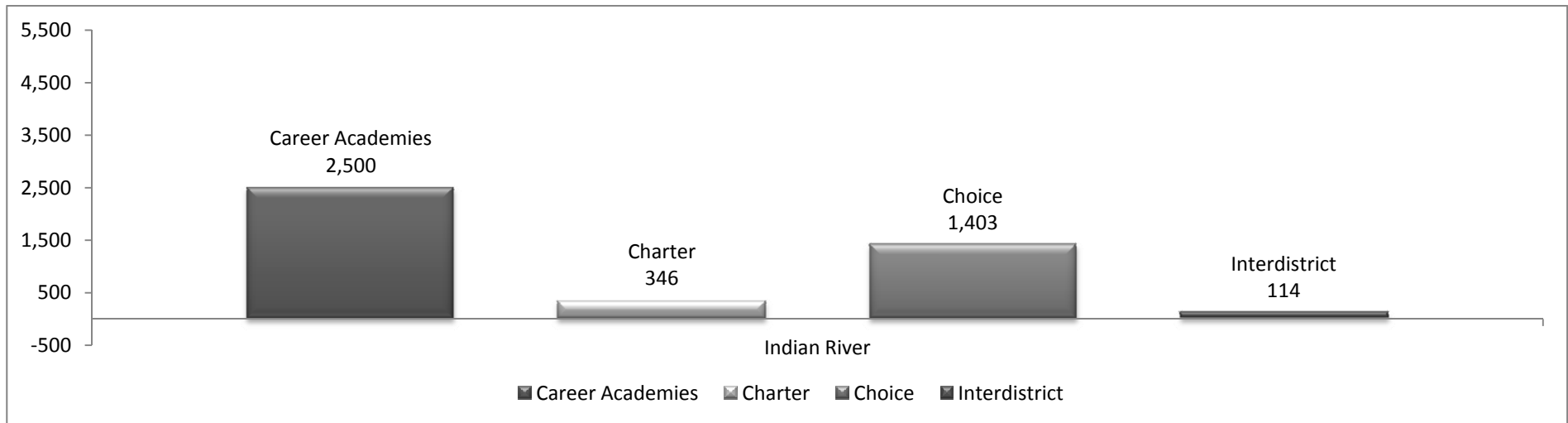


Figure 4: 2010 Lake Uploads by Choice Option

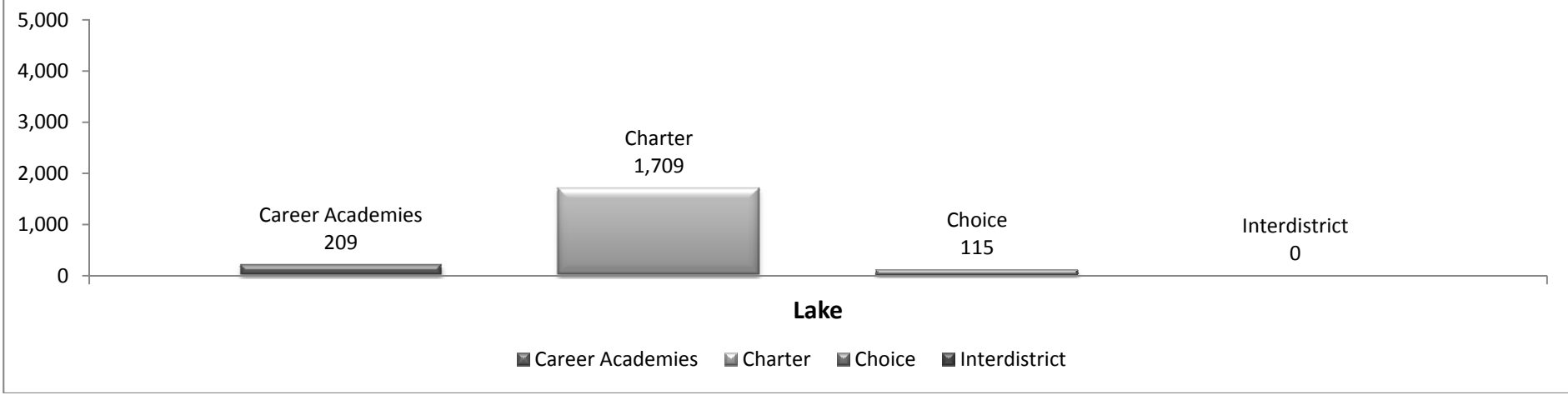


Figure 5: 2010 Manatee Uploads by Choice Option




Figure 6: 2010 Orange Uploads by Choice Option

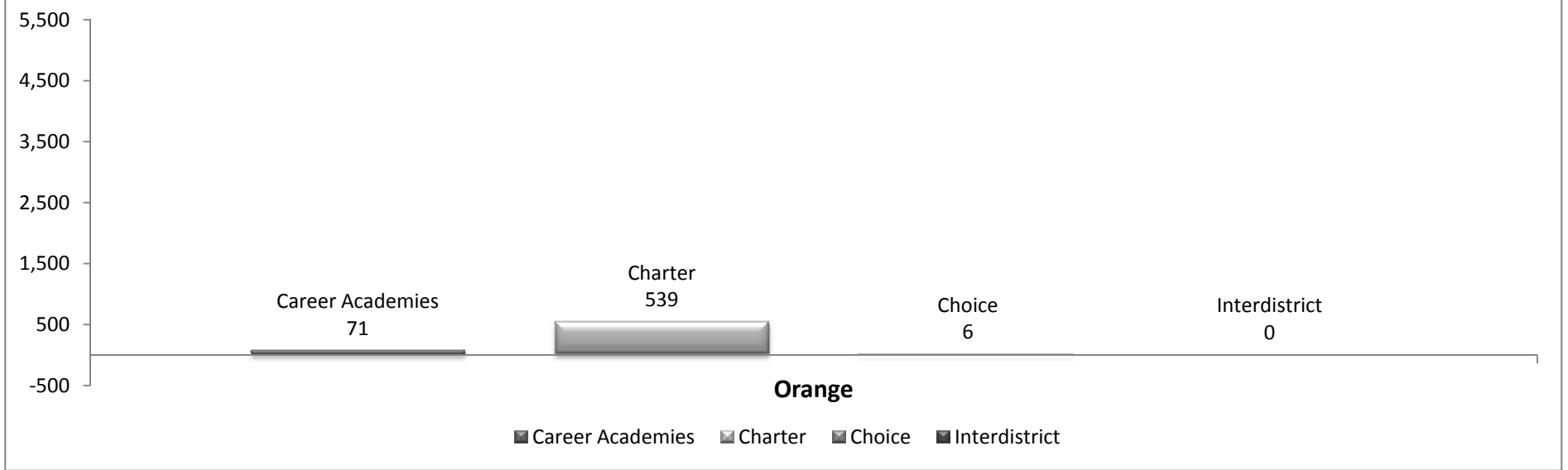


Figure 7: 2010 Osceola Uploads by Choice Option

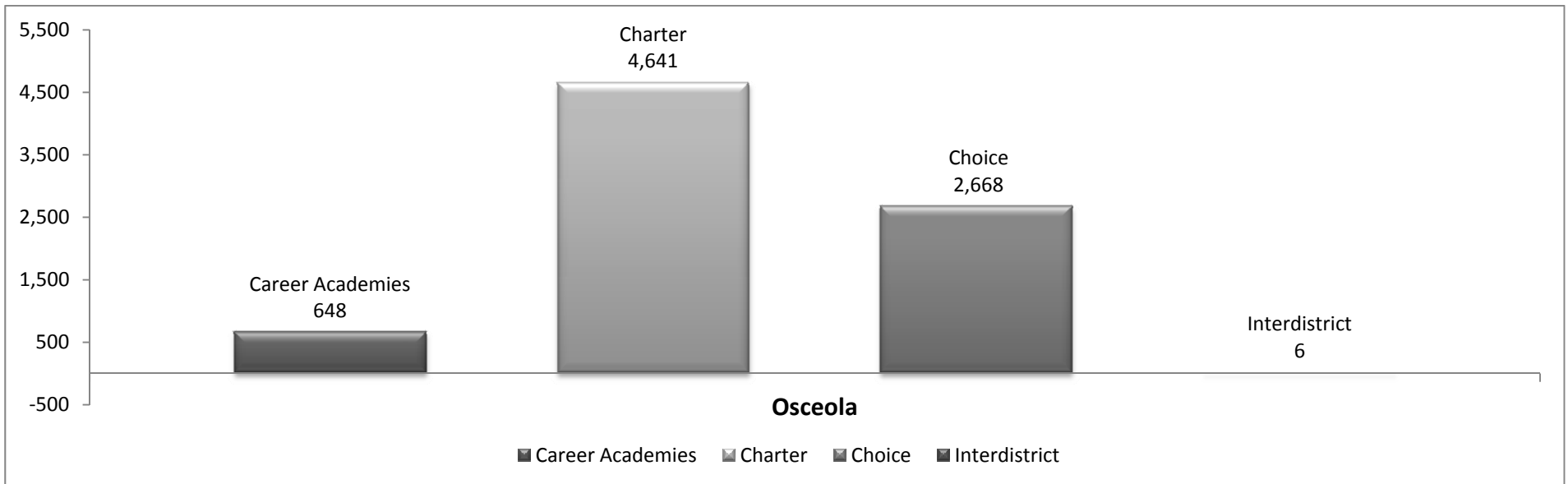


Figure 8: 2010 Pasco Uploads by Choice Option

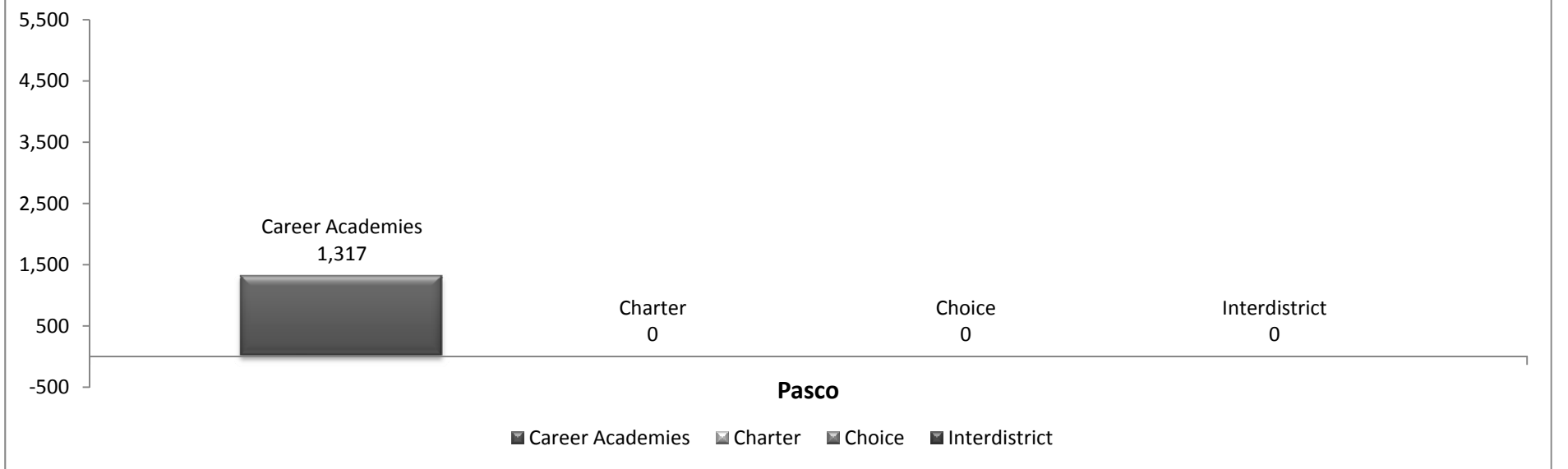


Figure 9: 2010 Polk Uploads by Choice Option

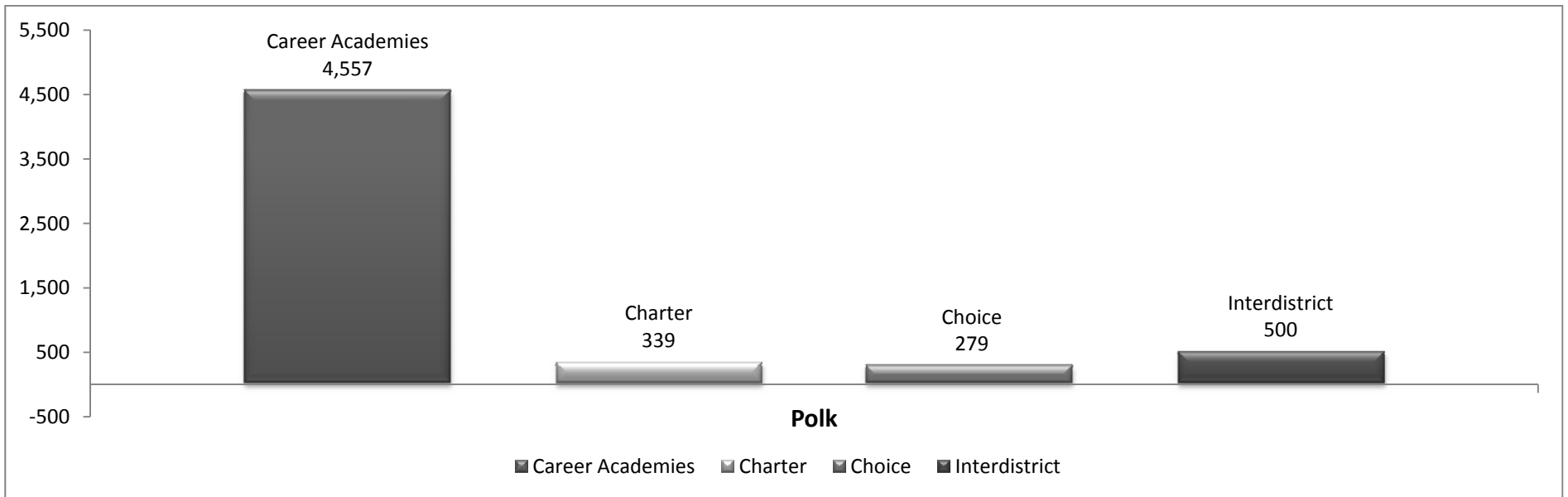


Figure 10: 2010 Sumter Uploads by Choice Option

