


# Right Hand Flip the Pencil Trick




Place the pencil on the table pointing away from you




Pinch the pencil on the point where the paint meets the wood.


Hold the eraser with the left hand.



Twirl the pencil around.



# Voila! Correct Grip!



Jan Z. Olsen, OTR and Emily F.  
Knaption, OTR/L "Handwriting Without  
Tears"