


Left Hand Flip the Pencil Trick




Place the pencil on the table with the tip pointing toward you.

Pinch the pencil at the point where the paint meets the wood.




Hold the eraser with the right hand.



Twirl the pencil around.

Voila! Correct Grip!



Jan Z. Olsen,OTR and Emily F.
Knapton, OTR/L " Handwriting Without
Tears"