

## How to overwrite the EleGrade.exe File to correct EleGrade issues with Windows 7 and IE 9

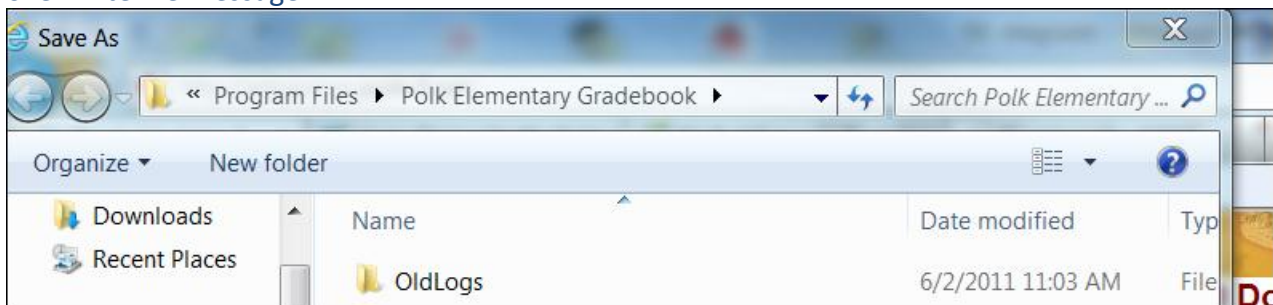
Check the User's Profile settings and make sure that the user is Administrator, not Sophos Administrator only. The user's profile can have both, but MUST have Administrator.

Go to the EleUpdate site and click on the EXE (Schoolhouse) file.

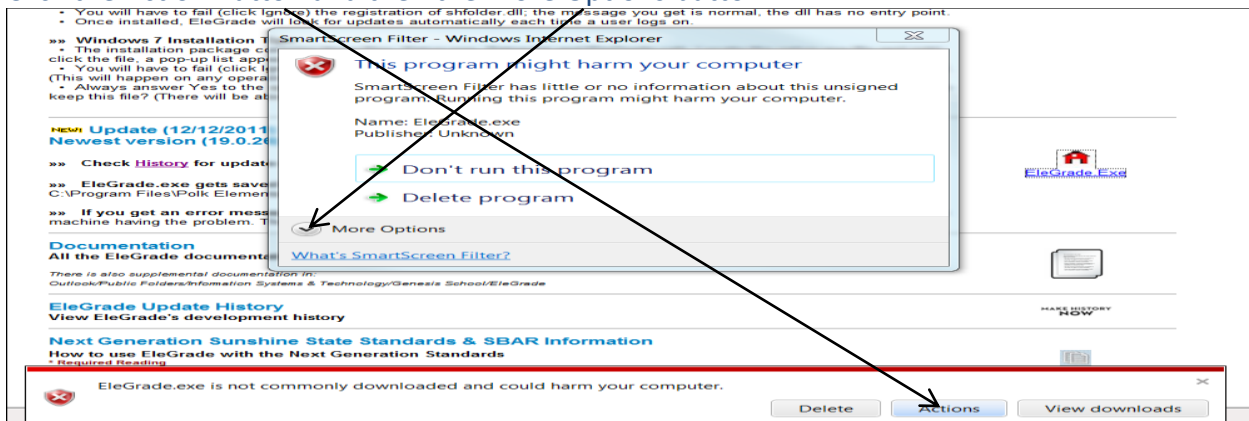
When the windows 7 Download box comes up, click the dropdown and select Save As



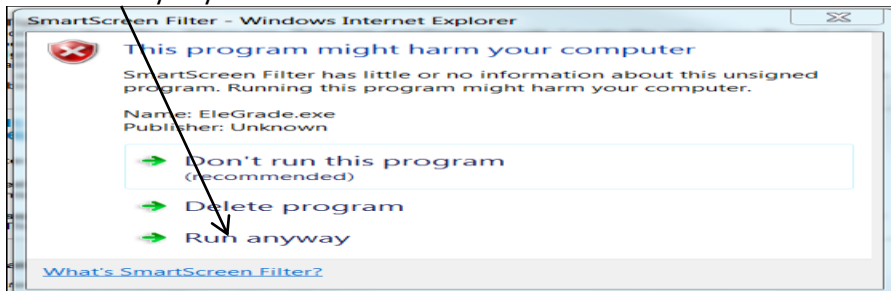
Browse to the c:\Program Files\Polk Elementary Gradebook folder, click Save and say Yes to overwrite file message.



Click the Action Button and then the More Options button



Click Run Anyway



## How to overwrite the EleGrade.exe File to correct EleGrade issues with Windows 7 and IE 9

Uncheck the box "Always ask before opening this file". Click Run Button.

