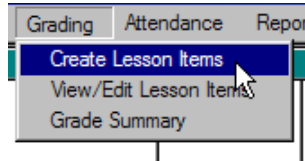


School Year 10-11 EleGrade version 18.0.XX Next Generation Sunshine State Standards

The Next Generation Sunshine State Standards are now in the Genesis database and are available for usage with Non-SBAR Lesson Items. The subjects now used in EleGrade are: Reading/Language Arts, Mathematics, Social Studies, Science and Health Education. Health Education is available for use with Science. When Science is selected as a new Lesson Item Subject, the Standards that appear are Science and Health Education. You can view the Next Generation Standards at the State's web site which you can access in EleGrade's Help or the *Next Generation SS Standards* report in EleGrade.

Creating/Editing a Lesson Item

When creating a Non-SBAR Lesson Item, the Lesson Item form for Traditional EleGrade appears when the menu selection, *Grading/Create Lesson Items*, is made.



When the Create Lesson Item form first appears, there will not be any values in the Standard/Benchmark columns.

Create Academic Grading Item

Item Name

Subject

Category

Grading Item Date

August						2010
Sun	Mon	Tue	Wed	Thu	Fri	Sat
1	2	3	4	5	6	7
8	9	10	11	12	13	14
15	16	17	18	19	20	21
22	23	24	25	26	27	28
29	30	31				

Grading Parameters

Weight

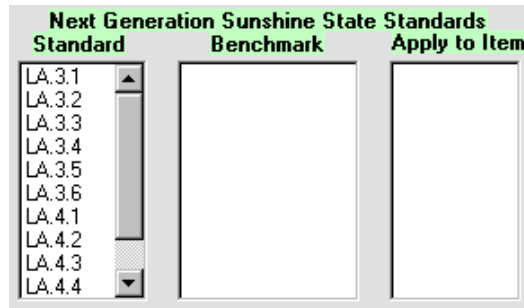
Total Possible Points

Next Generation Sunshine State Standards Standard

Benchmark

Apply to Item

When the Subject is selected, the Standard Numbers appear in the Standard column. If you have students in different grade levels in the same class, the Standard Numbers for each grade level in the class will appear. In this case, Reading was selected by a teacher who has third and fourth grade students in the same class. The LA.3 and LA.4 standard numbers denote third and fourth grade level standards.



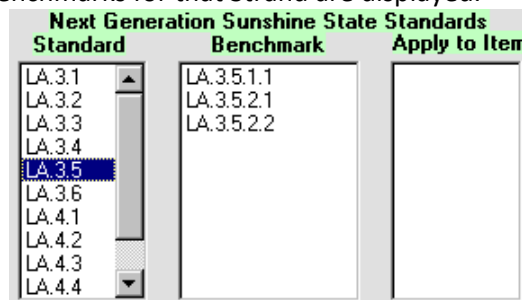
The partial Standard Number (Subject, Grade Level and Strand) is displayed in the first column

If the Standard Number is Double Clicked, the entire Standard Number for that Subject/GradeLevel/Strand will appear in the Benchmark column

If all the dots are confusing, here is an example for the Language Arts Standard Number LA.3.5.1.1

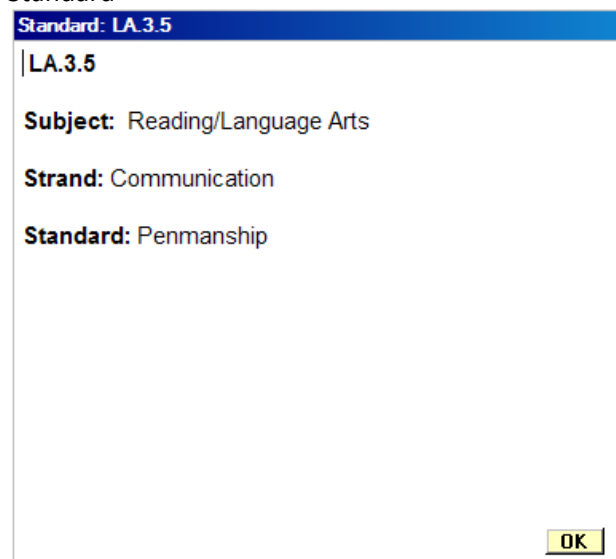
LA – Subject 3 – Grade Level 5 – Strand 1.1 – Benchmark

If LA.3.5 is double clicked, the Benchmarks for that Strand are displayed.

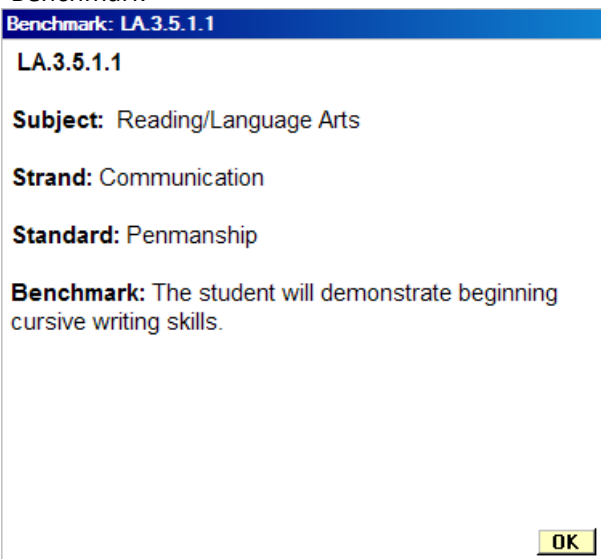


You can Right Click the number in the Standard or Benchmark column and get a description of the number.

Standard



Benchmark



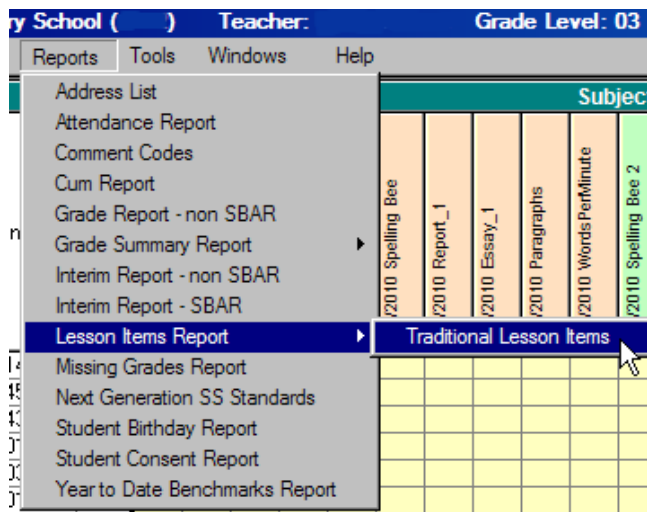
When you have the Benchmark you want to use selected, either Double Click it or Drag it to the *Apply to Item* column.

Next Generation Sunshine State Standards		
Standard	Benchmark	Apply to Item
LA.3.1	LA.3.5.1.1	LA.3.5.1.1
LA.3.2	LA.3.5.2.1	
LA.3.3	LA.3.5.2.2	
LA.3.4		
LA.3.5		
LA.3.6		
LA.4.1		
LA.4.2		
LA.4.3		
LA.4.4		

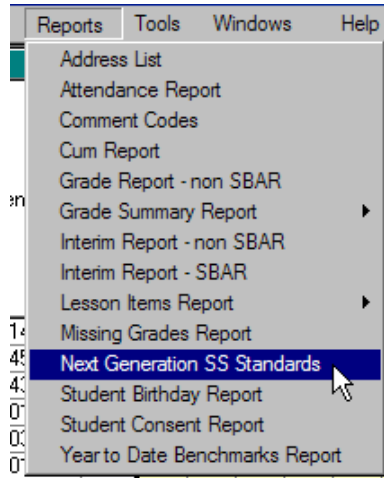
Because multiple grade levels are displayed for all the grade levels in the teacher's class, only one Lesson Item needs to be created with multiple grade levels of the same Standard attached to the one Lesson Item.

Next Generation Sunshine State Standards		
Standard	Benchmark	Apply to Item
LA.3.2	LA.4.5.1.1	LA.3.5.1.1
LA.3.3	LA.4.5.2.1	LA.4.5.1.1
LA.3.4	LA.4.5.2.2	
LA.3.5	LA.4.5.2.3	
LA.3.6	LA.4.5.2.4	
LA.4.1	LA.4.5.2.5	
LA.4.2		
LA.4.3		
LA.4.4		
LA.4.5		

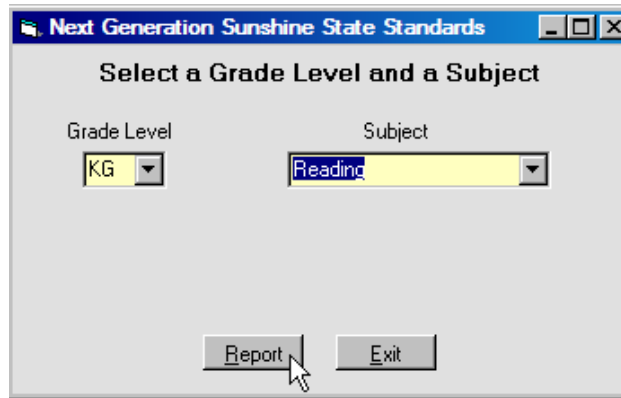
EleGrade's Lesson Item Report also displays all the Standards attached to the Lesson Item. It is accessed from the Reports menu item.



Another helpful report in EleGrade is the Next Generation SS Standards, accessed from the Reports menu.



You select a grade level and a subject, then click Report.



What you will get is a large collection of Standard listings that look similar to:

MA.3.A.1.1	Mathematics	Algebra
BIG IDEA 1		
Model multiplication and division including problems presented in context: repeated addition, multiplicative comparison, array, how many combinations, measurement, and partitioning.		

Each listing is formatted in this manner:

Standard	Subject	Strand
Standard Text		
Benchmark Text		