


# FCAT Tips for Parents

Konsèy pou Paran Konsènan Tès FCAT



## I. General Information on the FCAT Reading



### Introduction

The purpose of this booklet is to provide information and examples that could assist children to get ready for the Florida Comprehensive Assessment Test (FCAT).


### What is FCAT?

The Florida Comprehensive Assessment Test (FCAT) is a standard-referenced assessment. The results provide a snapshot of what children know and what they can do according to your child's own ability as he or she works to meet the expectations of Florida's educational standards. These expectations are outlined in the Sunshine State Standards.

Your child will be receiving a backpack with books and activities. In order to facilitate the use of these materials in preparation for the FCAT Reading test for third graders, this booklet presents activities that address each of the Language Arts Benchmarks that are tested on the FCAT.



## I. Enfòmasyon Jeneral sou Tès Lekti FCAT



### Entwodiksyon

Objektif ti liv sa a se pou ba w enfòmasyon ak egzanp ki kapab ede timoun yo prepare yo pou Tès Evalyasyon Jeneral nan Florid yo rele FCAT la.

### Ki sa FCAT la ye?

Tès Evalyasyon Jeneral nan Florid (FCAT) se yon tès referans yo kreye pou evalye elèv. Rezilta tès sa a bay yon ide konsènan sa pitit ou konnen epi ki sa li kapab fè selon pwòp abilite li pannan l'ap travay pou l satisfè egzijans lekòl nan Florid mande. Yo detaye egzijans sa yo nan Kritè Eta Solèy Leve a mete sou pye.

Pitit ou a pral resevwa yon valiz lekòl ak liv ki gen aktivite ladan yo. Pou li kapab fasilite itilizasyon materyèl sa yo nan preparasyon tès Lekti FCAT elèv twazyèm ane yo, ti liv sa a gen aktivite ki konsènen chak nan gid Kilti Byen Pale yo bay kòm tès nan egzamen FCAT la.





## FCAT Reading

The test questions on FCAT measure benchmarks from the Sunshine State Standards that identify what children are expected to know and be able to do.

The purpose of the FCAT Reading test is to measure your child's level of achievement in understanding meaning from what he is reading.

Reading tests at grades 3 through 10 contain passages taken from magazines, books, and other publications that children are expected to be able to read at their grade level.

- Reading selections are reproduced in the test books along with the kinds of pictures, captions, and graphics.
- Each FCAT Reading test consists of 2-3 literary passages (poems, novels, short stories) and 4-5 informational passages (magazine and newspaper articles, biographies).
- Passage length varies from an average of about 400 words to an average of 900 words at grade 10.
- The average number of words per passage is 700.

In accordance to the Sunshine State Standards, there are eight Benchmarks that 3rd grade students need to know for FCAT Reading. ***To succeed on the FCAT, your child must develop strong reading comprehension skills.***

The FCAT does not test a student's intelligence or prior knowledge. Instead, it tests a student's ability to understand the meaning of what he or she reads.



## Tès Lekti FCAT

Keksyon nan tès FCAT yo mezire etap nan Kritè Eta Solèy Leve a ki idantifye sa timoun yo dwe konnen e sa yo kapab fè.

Objektif tès Lekti FCAT sa a se pou mezire nivo pwogrè pitit ou a konsènan si li konprann sa l'ap li a.

Tès lekti a ki soti nan 3èm ane pou rive nan 10èm ane gen pasaj yo pran nan journal, liv ak lòt dokiman yo pibliye, kote timoun nan 3èm ane dwe kapab li.

- Pati yo chwazi pou tès lekti a soti nan liv e yo pran yo ak tout imaj, lejann ak desen ki ladan yo.
- Chak tès Lekti FCAT gen 2-3 pasaj literati (powèm, woman, ti istwa kout) epi 4-5 pasaj enfòmèl (magazin ak atik ki soti nan journal, biyografi).
- Longè pasaj la varye soti nan yon mwayèn 400 mo pou rive nan 900 mo nan 10èm ane.
- Kantite mo yo bay nan chak pasaj se 700.

Dapre Kritè Eta Solèy la, gen ywit (8) *Gid elèv 3èm ane dwe konnen pou tès Lekti FCAT la. Pou li pase tès FCAT la, pitit ou dwe devlope talan solid nan konpreyansyon sa li fin li a.*

FCAT la pa teste entelijans yon elèv oswa sa elèv la te konnen anvan. Okontrè, li teste abilite yon elèv pou l konprann sa l'ap li a.

Reading comprehension skills improve only with **PRACTICE**. Your child can use a number of simple, everyday activities to practice the Reading Benchmarks tested on the FCAT, and you can help him at home to improve his skills.

### Encourage Your Child to Practice Reading

To help your child perform well in school and on the FCAT, the best (and simplest) thing to do is to encourage practice reading at home. The more time your child spends reading, the more improvement you both will see in vocabulary, comprehension, and knowledge.

To encourage practice reading, help your child find easy-to-read materials that match your child's interests. Children read what interests them. The skills he/she needs to develop are the same no matter what the source.

Finding stories related to a child's interests can tempt even the most reluctant child to start reading more.

### Suggestions to Practice Reading

For immediate results in reading skills, motivate and help your child to do the following:

- Practice reading aloud with an easy to read article or book.
- Keep a pleasant conversation, soft and entertaining
- Stop at every period,
- Make a pause before commas, and
- Don't stop or make pauses before the punctuation.
- Read aloud without point out at every word. A better way of keeping the rhythm is underling the words using your finger as you read in a relaxing way, keeping the pace like in a conversation.

Se sèlman nan fè PRATIK w'ap rive gen talan pou w konprann pi byen sa w li. Pitit ou ka itilize divès kalite aktivite senp nan lavi chak jou pou li pratike Gid Lekti yo, ki pral fè pati tès FCAT la, e ou ka ede l lakay la pou amelyore talan li.

### **Ankouraje Pitit ou Fè Lekti**

Pou ede pitit ou bay bon pèfòmans nan lekòl la ak nan tès FCAT la, meyè (epi pi senp) bagay pou fè se ankouraje l fè lekti lakay la. Plis pitit ou pase tan l ap li, se plis ou menm avèk li pral konstate jan li vin gen plis vokabilè, plis konpreyansyon ak plis konesans

Pou w ankouraje pitit ou fè lekti, ede l chache materyèl ki fasil pou li e ki mache ak enterè li. Timoun yo li sa ki enterese yo. Sa se yon bon bagay paske talan li bezwen devlope yo se menm bagay kèlkeswa kote materyèl la soti.

Jwenn istwa ki enteresan pou yon timoun kapab tante menm timoun ki pi rechinya a pou l koumanse li pi plis toujou.

### **Sijasyon Pou Fè Pratik nan Lekti**

Pou gen rezilta rapid nan talan lekti, motive pitit ou epi ede l fè bagay sa a yo:

- Fè l pale fò lè l'ap li yon atik jounal oswa yon liv ki fasil.
- Fè konvèsasyon ki amizan, swa e enteresan.
- Pran yon poz apre chak pwen,
- Pran yon ti poz apre chak vigil, e
- Pa rete osinon pa pran poz avan ponktiyasyon an.
- Li byen fò san w pa touche chak mo. Yon pi bon mwayen pou w kenbe rit la se itilize dwèt ou pou montre mo yo pandan w'ap detann ou ap fè lekti, kote anbyans lan parèt tankou se konvèsasyon n'ap fè.

## II. Preparing Children for the FCAT Reading

Each one of the following areas is covered on the FCAT Reading. Make sure you use several of the strategies outlined below to teach them to your child:

### ➤ Vocabulary

- Definition of concepts
- Vocabulary in context
- Vocabulary map
- World wall
- Synonyms/Antonyms



### ➤ Main Idea

- Main Idea
- One sentence summary
- Respond to:  
Somebody/Wanted/But/So
- Two column notes
- Summarizing

### ➤ Facts & Details

- Selective underlining / Highlighting
- Concept mapping
- Webbing
- Illustrations of passage
- Summarizing



### ➤ Plot Development/Resolution

- Story Map
- Retelling
- Flow Chart
- Somebody/Wanted/But/So
- Pattern Puzzle



## II. Prepare Timoun yo pou tèks Lekti FCAT

Tèks Lekti FCAT la kouvri chak nan matyè sa yo. Rasire w ou itilize plizyè nan estrateji yo bay pi ba yo pou w anseye pitit ou matyè sa yo:

### ➤ Vokabilè

- Definisyon Konsèp
- Vokabilè nan kontèks
- Plan Vokabilè
- Aktivite nan lemonn
- Sinonim/Antonim



### ➤ Lide Prensipal

- Lide Prensipal
- Rezime yon fraz
- Reponn:  
Yon Moun/Y'ap Chache/Men/Konsa  
(Somebody/Wanted/But/So)
- Nòt sou 2 kolòn
- Fè Rezime

### ➤ Bagay reyèl ak Detay

- Souliye/Ankadre pati
- Fè Plan Konsèp
- Travay nan Web la
- Eksplikasyon Pasaj yo
- Fè rezime



### ➤ Devlope/Rezoud Trik (devinèt)

- Plan Istwa
- Rezime sa ki fin di
- Òganigram (Plan)
- Somebody/Wanted/But/So (Yon Y'ap Chache/Men/Konsa)
- Puzzle (Mo kwaze) Modèl



Moun/

➤ **Compare & Contrast**

- Venn Diagram with written summary
- Semantic feature analysis
- Summary frame for Compare/Contrast
- Content frame
- Similes and metaphors



➤ **Chronological Order**

- Timeline
- Story map
- Story board
- Flow chart




➤ **Cause & Effect**

- Summary frame
- Flow chart
- Cause effect chain
- Two column notes
- Somebody/Wanted/But/So



➤ **Multiple Representations of Information**

- Charts
- Graphs
- Map



➤ **Author's Purpose**

PIES

- Persuade
- Inform
- Entertain
- Share an Experience



➤ **Konpare & Fè Diferans**

- Utilizar el diagrama de Venn
- Dyagram Venn ak rezime ekri
- Analiz detay semantic (sans mo)
- Plan rezime pou konpare/Fè Diferans
- Sa plan an gen ladann
- Sourti ak metafò



➤ **Lòd Kronolojik**

- Tan pou fè aktivite a
- Plan istwa a
- Tablo istwa a
- Òganigram (plan




➤ **Rapò Kòz ak Efè**

- Plan Rezime
- Òganigram (plan)
- Chenn kòz ak efè
- Nòt sou 2 kolòn
- Yon Moun/Y'ap Chache/Men/  
Konsa (Somebody/Wanted/  
But/So)



➤ **Diferant Fason yo Reprezante yon Enfòmasyon**

- Tablo
- Graf
- Map(Plan)



➤ **Objektif Otè a**

**PIES**

Pèsyade (Konvenk)

I (Enfòmè)

E (Amize)

S (Pataje yon Eksperyans)



## Vocabulary Building Activities:

### **Prefixes, Root Words, and Suffixes**

- Make and decorate colorful flash cards with common prefixes, suffixes, and root words. Add pictures or symbols to illustrate the meanings of the words.
  - Practice with the cards when taking car trips, on rainy days, or whenever you have a few minutes for play.

### **Homonyms**

- As you read aloud with your child, point out the homonyms (words that sound alike but have different meanings and sometimes different spellings, for example, red and read, bow and bough).

### **Synonyms and Antonyms**

- This is a version of the game "Concentration." Make a deck of cards with pairs of synonyms and antonyms. You can make two separate decks or you can mix them together for extra challenge. Shuffle the cards, and then lay them out face down in a large rectangle. You and your child can take turns flipping pairs of cards, matching synonyms and antonyms until all the pairs have been matched.

### **Word Meaning From Context**

- This is a good game to play while driving or working around the house together. Think of a word your child does not know. Then, use the word in a sentence and see if the child can guess its meaning. You can take turns, your child uses a word in a sentence and you guess its meaning.

## Aktivite pou Bati Vokabilè:

### **Prefiks, Mo Rasin ak Sifiks**

- Fè epi dekore divès zèl kat ak prefiks, sifiks ak rasin mo ki koni. Ajoute imaj oswa senbòl pou w montre sa mo yo vle di.
  - Pratike ak zèl kat yo lè nou soti nan machin, lè l'ap fè lapli oswa nenpòt ki lè ou gen kèk minit lib pou jwe.

### **Omonim**

- Pannan w'ap li fò pou pitit ou, lonje dwèt ou sou omonim yo (Mo ki gen menm son, men ki pa vle di menm bagay e pafwa ki ekri yon lòt jan; pa egzanp, red ak read, bow ak bough).

### **Sinonim ak Antonim**

- Se yon vèsyon nan jwèt ki rele "Concentration" an. Fè yon je kat twasèt avèk sinonim ak antonym pa 2. Ou ka fè 2 je kat separe oswa ou ka melanje yo ansanm pou w gen travay andiplis. Brase kat yo, epi file yo fas anba nan yon gwo rektang. Ou menm ak pitit ou ka jwe youn apre lòt ap voye kat yo, konpare sinonim ak antonim jiskaske nou konpare tout pè kat yo.

### **Siyifikasyon Mo ki soti nan Kontèks**

- Se yon bèl jwèt pou fè pannan w'ap kondi oswa lè n'ap travay alantou kay la ansanm. Panse ak yon mo pitit ou pa konnen. Apre, itilize mo sa a nan yon fraz epi wè si timoun nan kapab fè divinèt sa mo a vle di. Nou ka fè sa youn apre lòt, pitit ou a itilize yon mo nan yon fraz epi ou divinen sa mo a vle di.

## Comprehension Building Activities:

### Finding the Main Idea

- Each day after school or in the evenings, have your child tell you one or two stories about the day. Then, ask the child to make a newspaper headline to describe the event or events. These headlines are the main idea.

### Supporting Details

- Have your child tell you a story about his or her day. Keep asking him or her questions so that he or she has to give you details to help you get a clear idea about the story. Talk about why those details are so important.

### Inference

- When watching a video together, pause the video at important moments in the story and make guesses about what might happen next and why.
  - Base your opinion on things you have learned about the characters, setting, or action in the previous minutes.

### Significant and Minor Details

- Use a brochure from somewhere you have visited — a zoo, museum, play, etc. — and have your child read it aloud to you. Then have him or her tell you which of the facts from the brochure are important to understanding the purpose, place, or event, and which details could be eliminated without making the information seem confusing or incomplete. You can also do this activity using newspaper articles.

## Aktivite pou Bati Konpreyansyon:

### Jwenn Lide Prensipal

- Chak jou apre klas oswa nan apre midi, fè pitit ou rakonte w youn oswa 2 istwa ki te pase nan jounen an. Apre sa, mande timoun nan pou li prepare yon tit journal kote l'ap detaye evennman ki te pase. Gwo tit journal sa yo se lide prensipal yo ye.

### Deyay Sipòtif

- Fè pitit ou rakonte w yon istwa konsènan jounen l te pase a. Kontinye poze l keksyon yon fason pou l ka ba w detay ki ka ede w wè aklè sou sa ki te pase nan istwa a. Reflechi sou pou ki sa detay sa yo enpòtan anpil.

### Dediksyon (Konklizyon)

- Lè n'ap gade yon videyo ansanm, kanpe videyo a nan moman enpòtan nan istwa a, e divinen ki sa ki ka pase apre epi pou ki sa.
  - dapre sa ou aprann sou karaktè yo, deki a (jan bagay yo ranje) oswa sa ki fèk sot pase yo.

### Detay Enpòtan ek Ti Detay

- Itilize yon bwochi ou te pran yon kote ou te al vizite - kote yo mete zannimo, mize ekspozisyon, kote timoun jwe, etsetera - e fè pitit ou li fò pou ou. Apre sa, fè l di kilès nan sa li sot li nan bwochi sa a ki enpòtan pou moun konnen objektif li, kote sa te pase, ki evennman ki te rive, epi ki detay ki te ka elimine san l pa elimine enfòmasyon reyèl nan istwa a oswa san pa gen konfizyon oswa. Ou ka itilize tou atik ki soti nan journal pou w fè aktivite sa yo.

### **Chronological Order**

- Have your child write a letter to you or to a grandparent or to a friend telling about a family vacation or adventure. Have him or her write the story by including every little detail.

### **Author's Purpose**

- After reading a story or chapter with your child, ask him or her to find five things in the story that are factual (true and based on fact) and five things that are someone's opinion (what someone thinks). Discuss the differences between fact and opinion.

### **Comparison and Contrast**

- Wherever you go, talk to your child about what is alike and what is different about the people, places, and things that you see together. You can compare items on a menu, in a shop window, or at the grocery store. Ask your child to supply as much detail as possible to emphasize "sameness" and "difference."

### **Reading Maps and Charts**

- Organize a backyard treasure hunt. Make a simple map with clues or riddles directing the participating children to each spot on the map. Once they have gotten the final clue and the final object, they receive a prize or reward.

### **Using Photos to Make Predictions and Write Summaries**

- Look through a magazine or book that has lots of interesting colorful pictures. Talk about what the pictures might mean and what the accompanying article might be about based on the pictures. Make up stories about the pictures. Then read the article and find out if your guesses and stories were correct.

## Lòd Kwonolojik (Sa ki te pase youn dè lòt)

- Fè pitit ou ekri w yon lèt oswa ekri yon granparan oswa yon zanmi pou pale l sou vakans oswa yon ti moman bèl plezi fanmi an te pran. Fè l mete tout ti detay nan istwa a.

## Objektif Otè a

- Apre w fin li yon istwa oswa yon chapit liv ak pitit ou, mande l pou l chache senk (5) bagay nan istwa a ki se bagay reyèl (sa ki se verite) epi senk bagay ki se opinyon moun (sa yon moun panse). Reflechi sou diferans ki genyen ant sa ki vre

## Konparezon ak Opozisyon

- Kèlkeswa kote w prale, pale ak pitit ou konsènan resanblans ak diferans ant moun, kote ak bagay ou wè ansanm yo. Ou ka konpare bagay ki nan yon meni, nan vitrin yon magazin oswa nan yon makèt oswa boutik. Mande pitit ou pou li mete kantite bagay li kapab pou l montre "resanblas" ak "diferans".

## Plan ak Tablo Lekti

- Òganize lachas trezò nan lakou a. Fè yon plan senp ak direksyon oswa devinèt k'ap dirije timoun k'ap patisipe yo nan chak pwen nan plan an. Yon fwa yo fin jwenn dènye direksyon an oswa dènye bagay yo t'ap chache a, ba yo yon prim oswa yon rekonpans.

## Itilizasyon Imaj pou Prewa e Ekri Rezime

- Gade nan yon magazin oswa nan yon liv ki gen anpil imaj koulè ki enteresan. Reflechi sou sa imaj yo ka vle di e ki sa atik ki akonpaye yo a kapab ye dapre imaj yo. Envante istwa ak imaj sa yo. Apre sa, li atik la e wè si sa w te panse yo ak istwa w yo te kòrèk.

## **Beginning the Research Process**

- The next time your child asks you a question about how something works or the meaning of a word, direct him or her to the encyclopedia, almanac, internet or dictionary to reinforce the habit of using reference materials.

## **Understanding Plot Development**

- When you watch movies, television programs, or plays with your children, ask them questions about the story involved. Ask your child to tell you what he thinks the conflict or crisis was. Discuss what the story was about and the details that led up to the conflict or crisis. Talk about the events that happened in the story, and discuss what the characters were like. Discuss the problems that each of the individual characters faced.

## **Describing Solutions to Problems**

- Talk about a problem your child may be facing in school , at home or with his or her friends. Encourage your child to think of ways to solve the problem on his or her own, and give your child some time to work out the problem. Later, ask your child to talk about the problem he or she faced and how the problem was solved.

## **Describing Conflict Resolution**

- Talk to your child about the conflicts that arise in everyday life. Ask the child to describe how conflicts at school, home, or in his or her club activities are resolved. How did your family decide where to spend the holidays? How did your children decide who was going to do which chore? Talk about how we can sometimes be in conflict with other people and be in conflict with ourselves when we cannot think of the right thing to do.

## **Koumanse Demach Rechèch la**

- Pwochèn fwa pitit ou mande kouman yon bagay fonksyone oswa ki sa yon mo vle di, voye l nan ansiklopedi, almanak, entènèt oswa diksyonè pou w ka ranfòse abitud li pou l sèvi ak materyèl referans.

## **Konprann Devlopman Trik (Devinèt)**

- Lè w'ap gade fim, pwogram televizyon oswa lè w'ap jwe ak pitit ou, poze li keksyon sou istwa n'ap gade a. Mande pitit ou pou l di w sa li panse konfli oswa kriz la te ye. Reflechi avèk li sou sa istwa a te ye epi detay ki te mennen nan konfli oswa kriz sa a. Pale sou evenman ki te rive nan istwa a, e reflechi sou ki sa karaktè yo (aktè yo) te sanble. Reflechi sou pwoblèm chak grenn aktè te konfwonte.

## **Detaye Solisyon pou Pwoblèm**

- Pale sou yon pwoblèm pitit ou kapab ap konfwonte nan lekòl li, lakay li oswa ak zanmi l. Ankouraje pitit ou pou l reflechi pou l jwenn ki mwayen li ka rezoud pwoblèm sa a nan fason pa li, e bay pitit ou tan pou li travay sou sa. Pita, mande pitit ou pou li pale sou pwoblèm l'ap konfwonte a e kouman li te rive rezoud li.

## **Detaye Kouman pou Rezoud Konfli**

- Pale ak pitit ou sou konfli ki rive nan lavi a chak jou. Mande pitit ou pou li detaye kouman yo rezoud konfli nan lekòl, lakay la oswa nan aktivite nan klib yo. Kouman fanmi w deside ki kote pou yo pase vakans jou ferye yo? Kouman timoun ou yo deside ki travay yo chak gen pou fè nan kay la? Reflechi sou kouman nou kapab rive nan chire pit ak lòt moun epi rantre nan konfli ak pwòp tèt nou lè nou pa ka reflechi ki sa ki pi bon pou nou fè.

### **Inferences About Character Traits**

- Watch a video with your child and stop the story at certain important points in the action. Discuss what you think the character might do. Write down your guesses and compare them to what the character really does at the end of the movie.

### **Inferences About Character Motives**

- Watch a movie or read a book that has a clear-cut "bad guy" and a "good guy." Talk with your child about why these characters do the things they do, or what "motivates" their actions.

### **Inferences About Plot Development**

- Whenever you watch a television show or video with your child, make a game of guessing what may happen in the plot. At commercial breaks or when you choose to "pause" the video, guess what may happen next and why. Write your guesses down and at the end of the show or movie, see who made the best inferences.

### **Inferences About Story Setting**

- Read a story aloud to your child. Leave out any references to the story's setting that would tell the child exactly what the setting is, but leave in details that act as clues. When the story is finished, ask your fourth grader where they think the story is set and why.

### **Konklizyon (rezonman) konsènan trè Karaktè yo**

- Gade yon videyo ak pitit ou epi kanpe istwa a lè w rive nan yon distans nan aksyon an. Reflechi sou ki sa w panse karaktè a kapab pral fè. Ekri sa w te panse a e konpare l ak sa karaktè a fè reyèlman lè fim nan fini.

### **Konklizyon Konsènan sa ki Motive Karaktè yo**

- Gade yon fim oswa li yon liv ki gen yon "bandi pwofesyonèl" ak yon "moun debyen tout bon". Pale ak pitit ou konsènan pou ki sa Karaktè sa yo fè bagay yo fè a, oswa ki sa ki "pouse" yo aji konsa.

### **Dediksyon Konsènan Devlopman Trik**

- Nenpòt lè w'ap gade yon cho televizyon oswa yon videyo ak pitit ou, fè yon jwèt devinèt sou ki sa ki ka rive nan trik la. Lè y'ap bay piblisite oswa lè w deside pou w fè yon ti "kanpe" videyo a, fè devinèt sou ki sa ki ka pral pase apre e pou ki sa. Ekri repons devinèt ou a epi lè cho a oswa fim nan fini, wè ki moun ki te fè pi bon dediksyon.

### **Dediksyon Konsènan Dekò Istwa**

- Li istwa a fò pou pitit ou. Kite nenpòt referans pou dekò istwa a k'ap di timoun nan egzakteman ki sa dekò a ye, men kite detay pou ba li direksyon. Lè istwa a fini, mande timoun 4èm ane w la ki bò li panse istwa a te pase e pou ki sa.

### **Similarities and Differences in Characters**

- Play a family comparison game. Talk about what similarities and differences exist between members of your own extended and nuclear families. What things are alike about the child's two grandmothers? Do all the children in the family have the same color hair? Do they talk the same way? Do they all like macaroni and cheese?

### **Similarities and Differences in Settings**

- After reading a book or seeing a movie, ask your child to compare the story or movie's setting with your own house, neighborhood, city, country, climate, etc. How are they alike? How are they different?

### **Similarities and Differences in Events**

- Play a game in which the child names an event, such as a wedding, a feast, an argument, or a swimming party, and you respond with an event that is opposite to that event: a funeral, a famine, a hug, a thunderstorm. Then, talk about what things are similar and different between the events.

### **Cause and Effect in Literary Writing**

- While watching a TV show or movie with your child, pause and discuss what may have caused a certain thing to happen. Why did the car go over the cliff? Why did the ballerina win the contest?

## Resanblans ak Diferans nan Karaktè yo

- Fè yon jwèt konparezon ak fanmi an. Pale sou resanblans ak diferans ki genyen nan pwòp fanmi lwen w ak fanmi pwòch ou. Ki sa ki sanble nan 2 grann timoun nan? Èske tout timoun nan fanmi an gen menm koulè cheve? Èske yo pale menm jan? Èske tout renmen makawoni ak fwomaj?

## Resanblans ak Diferans nan Gwoup (Dekò)

- Lè w fin li yon liv oswa lè w fin gade yon fim, mande pitit ou pou l konpare dekò istwa a oswa fim nan ak kay pa w la, vwazinaj ou, vil ou, peyi w, etsetera. Ki resanblans ki genyen ant yo? Ki diferans ki genyen?

## Resanblans ak Diferans nan Evenman yo

- Fè yon jwèt kote timoun nan ap bay yon non evenman, tankou yon maryaj, yon fèt, yon chire pit oswa yon aktivite kote moun ap naje, epi ou vini ak yon evenman ki se opoze evenman pa li a: yon antèman, yon tan grangou, yon moun ki anbrase yon lòt, yon tanpèt. Apre sa, pale sou ki sa ki sanble e ki sa ki deferan nan evenman yo.

## Kòz ak Efè nan Ekriti Literati

- Pannan w'ap gade yon cho televizyon oswa yon fim sinema ak pitit ou, fè yon ti kanpe e reflechi sou ki sa ki ka fè yon bagay kèlkonk rive. Pou ki sa machin nan ale nan falèz la? Pou ki sa dansè a genyen konkou a?

**That's All Folks!!**

**Se Fini Zanmi!!**



**Have fun working with your children!!!!**

**Pran plezi nan travay ak pitit ou!!!!**