

**FIRST MODIFICATION
TO THE CHARTER CONTRACT BETWEEN
THE SCHOOL BOARD OF POLK COUNTY, FLORIDA
AND BERKLEY ACCELERATED MIDDLE SCHOOL, INC.**

Pursuant to Section I. B(4) of the Charter Contract between THE SCHOOL BOARD OF POLK COUNTY, FLORIDA, hereinafter Sponsor, and BERKLEY ACCLERATED MIDDLE SCHOOL, INC., hereinafter School, dated June 26, 2007, this first modification to the Charter Contract was presented to and approved by the School Board at its meeting on August 28, 2007 and agreed to by the Berkley Accelerated Middle School's governing board as follows:

Appendix 5, referred to as the Berkley Accelerated Middle School Accountability Plan, and attached hereto is agreed upon by the Sponsor and the School and is incorporated into the Charter Contract effective as of August 28, 2007.

All other provisions of the Charter Contract shall remain in full force and effect.


BERKLEY ACCELERATED MIDDLE SCHOOL, INC.

By William Vanderpool
Chairperson

Attest J. Bolder
Secretary

Date: 10-9-09

(SEAL)



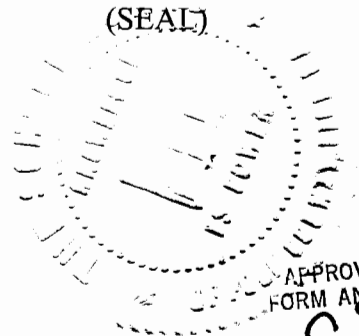
THE SCHOOL BOARD OF POLK COUNTY, FLORIDA

By Margaret A. Lofton
Margaret Lofton, Board Chair

Attest Gail F. McKinzie
Gail McKinzie, Secretary


Date: August 28, 2007

(SEAL)



APPROVED AS TO
FORM AND LEGALITY
CSB
ATTORNEY - PCSB

BAMS



Berkley Accelerated Middle School

ACCOUNTABILITY PLAN 2007

BOARD OF DIRECTORS
Chris Brauckmuller
Jennifer Clarke Johnson
Kevin Mulling
Meera Riner
Chris Thompson
William "Butch" Vanderpool

Principal, Jill Bolender

MISSION STATEMENT:

The goal of BAMS is to have all students studying Algebra in grade 8 and reading on at least an 8th grade reading level thus allowing all students to follow whatever path they choose in higher education. Our motto is: "Accelerated Learning for All; Whatever it Takes".

Background Information

BAMS opened in August 2004 in Auburndale, Florida as a start-up charter middle school. BAMS currently serves 310 students in grades 6, 7, and 8. The school opened in 2004 in response to parent and community requests for a more comprehensive feeder program for Berkley Elementary Charter, a highly successful Kindergarten through fifth grade school. This provides a seamless K-8 educational experience for the students of the Auburndale/Polk City Area.

The school was temporarily housed in downtown Auburndale at 300 Main Street in the educational building of the First Baptist Church of Auburndale. It was leased while the new site adjacent to the existing Berkley Charter Elementary was being built. In October 2005, the new site at 5316 Berkley Road, Auburndale, was finished and the school started holding classes there.

Five teachers were hired in the spring of 2004. This allowed time for curriculum planning and organization before the school year began. BAMS hired six more teachers in the spring of 2005. In 2006, eight additional teachers were hired. The staff consists of sixteen classroom teachers, Principal, Assistant Principal, Guidance Counselor, ESE Coordinator, and four support staff. All teachers hold a valid Florida teaching certificate.

Disaggregated data on BAMS current student population:

GRADE	% RACE: W	% RACE: B	% RACE: H	TOTAL
6TH	77.4	17.4	3.5	115
7TH	81.4	14.4	4.1	97
8TH	75.5	21.4	2	98
TOTAL	78.1	17.7	3.2	310

	#	%
TOTAL STUDENTS	310	
PAID LUNCH	196	63%
FREE/REDUCED LUNCH	114	37%

Berkley Accelerated Middle School 2006-2007

	Reading	Math	Writing	Science	Grade Points Earned	
% Meeting High Standards (FCAT Level 3 and Above)	71%	68%	95%	49%	283	Writing and Science: Takes into account the % scoring 3.5 and above on Writing and the % scoring 3 and above on Science. Sometimes the District writing and/or science average is substituted for the writing and or science component.
% of Students Making Learning Gains	60%	63%			123	3 ways to make gains: <ul style="list-style-type: none"> • Improve FCAT Levels • Maintain Level 3, 4, or 5 • Improve more than one year within Level 1 or 2
Adequate Progress of Lowest 25% in the School?	68% (YES)	67% (YES)			135	Adequate Progress based on gains of lowest 25% of students in reading and math. Yes, if 50% or more make gains in both reading and math.
Points Earned					541	
Percent Tested = 99%						Percent of eligible students tested
School Grade					A	

GOALS:

1. Students at BAMS will become proficient in reading.
2. Students at BAMS will become proficient in mathematics.
3. Students at BAMS will become proficient in writing.
4. Students at BAMS will become proficient in science.
5. BAMS staff will use Kagan Cooperative Learning strategies at a higher level than that of other schools in the county.
6. BAMS parents will approve of their child's educational experience and the school will be seen as an attractive educational alternative.
7. BAMS will operate with sound financial principles and an active and supportive board of directors.

COMPARABLE SCHOOLS AS IDENTIFIED BY DISTRICT

School Name	f/r lunch %	swd %	black %	LEP %
Berkley Accelerated Middle School	34.6	9.9	18.9	0.3
Lakeland Highlands Middle	29.1	12.5	14.4	1.4
Jewett Academy	24.8	2.9	27.3	0.5
Union Academy	31.2	3.7	27.8	0.0

Goal 1: Students at BAMS will become proficient in reading.

Indicators of Progress:

1:1. BAMS students will perform equal to or higher than comparable schools on the FCAT SSS % Meeting High Standards in Reading in grades 6-8 each year. The District Office will provide comparable schools each year.

Comparable Schools for 2006-2007 School Year

School	School Year	State Grade	% Meeting High Standards in Reading	% Making Learning Gains in Reading
Berkley Middle	2006-2007	A	71	60
Lakeland Highlands	2006-2007	A	75	63
Jewett Academy	2006-2007	A	80	65
Union Academy	2006-2007	A	85	64

1:2. BAMS students in grades 6-8 will perform equal to or higher than comparable schools on the FCAT NRT Mean Scale Score in Reading each year. The District Office will provide comparable schools each year.

**2007 Norm-Referenced Test
Reading Comparable Schools**

School	Mean Scale Score 6th Grade	Mean Scale Score 7th Grade	Mean Scale Score 8th Grade
Berkley Middle	684	679	697
Lakeland Highland	684	689	699
Jewett Academy	691	700	709
Union Academy	700	699	718

1:3. At least 75% of students in 8th grade will be reading on at least an 8th grade level at the end of the year as measured by the end of the year STAR test.

Baseline: 73.6% of 8th graders reading at least an 8th grade level in May 2007.

Goal 2: Students at BAMS will become proficient in the mathematics Sunshine State Standards.

Indicators of Progress

2:1. BAMS students will perform equal to or higher than comparable schools on the FCAT SSS % Meeting High Standards in Mathematics in grades 6-8 each year. The District Office will provide comparable schools each year.

Comparable Schools Data for 2006-2007

School	School Year	State Grade	% Meeting High Standards in Math	% Making Learning Gains in Math
Berkley Middle	2006-2007	A	68	63
Lakeland Highlands	2006-2007	A	72	71
Jewett Academy	2006-2007	A	79	73
Union Academy	2006-2007	A	85	79

2:2. BAMS students in grades 6-8 will perform equal to or higher than comparable schools on the FCAT NRT Mean Scale Score in Math each year. The District Office will provide comparable schools each year.

**2007 Norm-Referenced Test
Mathematics**

School	Mean Scale Score 6th Grade	Mean Scale Score 7th Grade	Mean Scale Score 8th Grade
Berkley Middle	681	698	713
Lakeland Highlands	680	699	709
Jewett Academy	694	710	722
Union Academy	696	715	729

2:3. Each year at least 80% of students enrolled in an Algebra 1 or higher math course at the beginning of the year will receive high school credit for the class with an 80 or higher grade average for the year.

Baseline: 2007: 84% of students enrolled at the beginning of the year in an Algebra I or higher math course received a high school credit with an 80% grade average or higher.

Goal 3: Students at BAMS will become proficient in writing.

Indicators of progress:

3:1. Each year at least 80% of all students in grades 6 and 7 will score a 3 or above on BAMS end of the year writing assessment based on the 8th grade 6 point rubric.

Baseline: 2007: 77% of 6th and 7th grade students scored a 3 or above on the 8th grade 6 point rubric.

3:2. Maintain at least 90% of 8th grade students scoring a 3.5 or higher on the 8th grade FCAT Writes each year.

2007: 95% of students scored a 3.5 or higher on FCAT Writes 2007.

Goal 4: Students at BAMS will become proficient in science

Indicators of progress:

4:1. By the end of this 5 year plan, 90% of students in grades 6-8 will increase their test scores from the beginning of the year to the end of the year by at least 25% through the use of the corresponding course textbook's beginning and end of year assessment.

2007: 87% of students in grades 6-8 showed improvement from beginning of the year to end of the year science assessment.

4:2. Each year at least 90% of students enrolled in Biology I Honors in 8th grade will receive high school credit with an 80 or higher grade average.

2007: 93% of students starting the year in Biology I Honors earned a high school credit with an 80 or higher average.

4:3. BAMS FCAT science percentage of students scoring 3 or higher will increase at least 1% each year with at least a 5% increase over the five year accountability term.

Baseline: 49% of all 8th grade students scored a 3 or higher on FCAT Science 2007.

Science State and County Data 2007

2007	% of 3 or above
Berkley Middle	49%
State of Florida	38%
Polk County	32%

Goal 5: BAMS staff will use Kagan Cooperative Learning strategies at a higher level than that of other schools in the county.

Indicators of progress.

5:1. At least 95% of teachers in all grade levels will participate in Kagan “Structure a Month” clubs as indicated by sign in sheets each year.

Baseline 2007: 100% of teachers participated in “Structure a Month” Clubs as indicated by sign in sheets.

5:2. At least 95% of teachers will be observed by administration at least five times a year using Kagan structures as indicated in Kagan Cooperative Learning Observation notebooks.

Baseline 2007: 100% of teachers were observed five times using Kagan structures as indicated in Kagan Cooperative Learning Observation notebook.

Goal 6: BAMS parents will approve of their child’s educational experience and the school will be seen as an attractive educational alternative.

Indicators of progress.

6:1. PCSB Annual School Survey of Attitude parent surveys will show that at least 95% of parents are satisfied with the school by choosing *strongly agree* or *agree* on the seven effective school correlates.

06-07 Successful School Survey Results

	Strongly Agree	Agree	Disagree	Strong Disagree
Safe and Orderly Learning Environment	61.4	35.6	3.	0
High Expectations	66.0	33.0	.9	0
Instructional Leadership	62.1	37.9	0	0
Clear School Mission	59.0	41.0	0	0

Opportunity to Learn	56.6	43.4	0	0
Frequent Monitoring of Student Progress	45.0	51.3	3.8	0
Home/School/Community Relationships	49.0	46.9	4.2	0

Baseline: 2006-2007 95.8 % chose strongly agree or agree on the seven effective correlates

6:2. PCSB Annual School Survey of Attitude Teacher surveys will show that at least 90% of teachers who take the survey are satisfied with the school by an overall rating of *strongly agree* or *agree*.

Baseline Data 2007: 96.5%

PCSB Annual School Survey of Attitude Results

AREA	% AGREE & STRONGLY AGREE
CLEAR SCHOOL MISSION	100
FREQUENT MONITORING OF STUDENT PROGRESS	100
SAFE AND ORDERLY LEARNING ENVIRONMENT	94.7
HIGH EXPECTATIONS	98.2
OPPORTUNITY TO LEARN	95.8
INSTRUCTIONAL LEADERSHIP	95.4
HOME SCHOOL COMMUNITY RELATIONSHIPS	91.5
TOTAL	96.50%

Goal 7: BAMS will operate with sound financial principles and an active and supportive board of directors.

Indicators of progress:

7:1. BAMS will maintain a reserve of at least 4% of unrestricted unreserved fund balance in general fund balance as evidenced by independent annual audit. (June of each year)

Baseline Data 2006: June 2006 independent annual audit showed a 5.33% fund balance.

7:2. At least 4 times each year, the governing board will convene to consider viability of BAMS using performance data including financial accounts and school success indicators such as Student and Teacher retention, attendance, behavior, credits earned and Parent/Student satisfaction.

Baseline Data 2006: 10 board meetings were held with two meetings focusing on accountability.